















Rock lobster recreational fishing surveys in Western Australia

We've obtained estimates of participation, fishing effort, catch and average weight for rock lobster recreational fishing since 1986/87. The scope of our surveys includes rock lobster (RL) recreational licence holders and all rock lobster species caught by recreational fishers.

Survey design

	 Phone-recall Participants recall their fishing effort and retained catch for the previous 12 months	 Boat ramps We weigh and measure retained lobster at two Perth boat ramps from Dec – Jan
Participation 	Yes 	No 
Effort 	Yes 	No 
Catch 	Yes 	No 
Average weight 	No 	Yes 

Phone recall  + Boat ramps  gives us the catch by weight

Here's what we found out in 2021/22



55,600
RL licences



67% participation in
rock lobster fishery



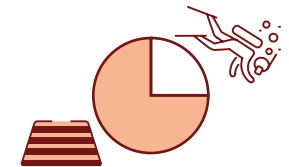
611 g
average weight



70% of fishing was
in the Metro zone,
within the West Coast
Bioregion



434 – 541 tonnes
retained catch



75% caught
by potting
25% by diving

Results from these surveys are used in these reports:

- [Fisheries Research Report](#)
- [State of the Fisheries WA](#)
- [DPIRD Annual Report](#)

For queries and comments, email
research.survey@dpird.wa.gov.au