




DEPARTMENT OF FISHERIES ANNUAL REPORT TO THE PARLIAMENT 2009/10



Government of Western Australia
Department of Fisheries

Fish for the future



**TO THE HON. NORMAN
FREDERICK MOORE
MLC BA DIP ED
MINISTER FOR FISHERIES**

Sir

In accordance with Section 61 of the *Financial Management Act 2006* (FMA) and Section 263 of the *Fish Resources Management Act 1994* (FRMA), I submit for your information the Annual Report to Parliament of the Department of Fisheries of Western Australia for the financial year ending 30 June 2010.

The Department also produces a companion *State of the Fisheries and Aquatic Resources Report*, as required by Section 263 of the FRMA. This Annual Report also includes a table on stock status and catch ranges for major commercial fisheries, derived from the *State of the Fisheries and Aquatic Resources Report*.

Stuart Smith

Department of Fisheries Major Metropolitan and Regional Locations

Head Office

3rd Floor, The Atrium
168 St. Georges Terrace
Perth WA 6000
Telephone: (08) 9482 7333
Facsimile: (08) 9482 7389
Website: www.fish.wa.gov.au
Email: headoffice@fish.wa.gov.au

Metropolitan Regional Office

14 Capo d'Orlando Drive
South Fremantle WA 6162
Telephone: (08) 9432 8000
Facsimile: (08) 9432 8060

Southern Regional Office

Suite 7 Frederick House
70-74 Frederick Street
Albany WA 6330
Telephone: (08) 9845 7400
Facsimile: (08) 9845 7457

Mid-west Regional Office

69-75 Connell Road
Geraldton WA 6530
Telephone: (08) 9921 6800
Facsimile: (08) 9921 3617

Gascoyne Regional Office

82 Olivia Terrace
Carnarvon WA 6701
Telephone: (08) 9941 1185
Facsimile: (08) 9941 1951

Northern Regional Office

Port of Pearls House
401 Port Drive
Broome 6725
Telephone: (08) 9193 8600
Facsimile: (08) 9193 8699

WA Fisheries and Marine Research Laboratories

39 Northside Drive
Hillarys WA 6025
Telephone: (08) 9203 0111
Facsimile: (08) 9203 0199

CONTENTS

Executive Summary	1	AQUATIC COMPLIANCE, LICENSING AND EDUCATION ...	54
Highlights at-a-glance 2009/10	6	REGIONAL SERVICES DIVISION	55
OVERVIEW OF AGENCY	8	Regional Services Branch.....	55
Profile of the Department of Fisheries	9	Licensing and Registry Services Branch	61
Operating Environment – Significant Issues Impacting the Agency	13	Communications and Education Branch.....	63
Operational Structure.....	15	CORPORATE SERVICES	67
Corporate Executive	19	CORPORATE SERVICES DIVISION	68
Performance Management Framework.....	22	Shared Corporate Services.....	68
Government Goal, Department Outcome and Services.	22	Customer Service Management.....	68
Stock Status and Catch Ranges for Major Commercial Fisheries	27	Human Resources Branch	69
AQUATIC MANAGEMENT.....	32	DISCLOSURES AND LEGAL COMPLIANCE	71
AQUATIC MANAGEMENT DIVISION.....	33	Independent Audit Opinion on Financial Statements and Key Performance Indicators	72
Aquatic Management Branch	33	Certification of Financial Statements for the year ended 30 June 2010	73
Case-study 1 Rock Lobster in Focus – current issues and future management directions.....	35	Other Financial Disclosures	102
Case-study 2 Recreational Fisheries Management in Focus – dealing with the pressure on West Coast demersal scalefish stocks.....	37	Certification of performance indicators for the year ended June 30 2010	103
Aquaculture Branch	39	Performance indicators for the year ended 30 June 2010	103
Aquatic Environment Branch	41	Other Legal Requirements.....	118
Legal and Executive Services Branch	43	Government Policy Requirements.....	122
AQUATIC SCIENCE AND MONITORING	45	APPENDICES	124
RESEARCH DIVISION	46	Appendix 1 Advisory Committees	125
Invertebrate Fisheries	47	Appendix 2 Major Publications Produced by the Department of Fisheries during 2009/10.....	126
Finfish Fisheries	47	Appendix 3 Legislative Amendments and New Legislation.....	128
Biodiversity and Biosecurity Research	48	Appendix 4 State Register of Authorisations, Exemptions and Aquaculture Leases.....	137
Stock Assessment and Data Analysis	48		
Case-study 3 Listening for white sharks	52		



Executive Summary

From the Chief Executive Officer

Western Australia's pristine marine environment is greatly valued by the community who use it for a range of recreational and commercial activities. However, the State's marine ecosystems are facing increasing pressures from population growth, improvements in fishing technology, climate variability, industrial development, the introduction of exotic marine species by ships coming to our shores to meet local consumer demand and the increasing world demand for our agricultural and mineral resources.

Against this background, departmental staff are working to ensure the sustainability of the State's fish resources and the healthy marine and aquatic ecosystems necessary to support them, in accordance with the provisions of our principal governing legislation, the *Fish Resources Management Act 1994* and the *Pearling Act 1990*.

In the 2009/10 financial year, the Department of Fisheries has successfully responded to significant challenges relating to fisheries management, aquatic resource sustainability, stakeholder consultation, a comprehensive funding review and corporate services reform. In addition, the Department was restructured to enable staff to

better meet our statutory obligations to conserve, develop and share the State's fish resources for the benefit of present and future generations in a more efficient and effective manner.

Working to secure the long-term sustainability of the western rock lobster resource continued to be a high priority for the Department, in light of the continuing low settlement of puerulus (baby lobster) in the fishery, following on from the dramatic and unexpected decline in their settlement that occurred in 2007/08. While it is not possible to pinpoint any one causal factor, an independent risk assessment identified that environmental influences in combination with localised depletions were most likely to be key factors.



Baldchin groper – one species to which a new daily bag limit applies in the West Coast Bioregion (Kalbarri to Augusta).
Photo: Shannon Conway

In response, the management measures initiated in the 2008/09 and 2009/10 fishing seasons have been principally aimed at limiting the lobster catch to leave more breeding stock in the fishery, thereby maximising the likelihood of recruitment in the fishery returning to the previous good levels. The Marine Stewardship Council (MSC) independently audited the management arrangements for the fishery during the course of the year as part of its sustainability certification activities.

A decision to introduce quota management arrangements into the fishery commencing in the 2010/11 season was made by the Minister in 2009/10.

For more information about the sustainability of the western rock lobster resource and future directions for management please refer to *Rock Lobster in Focus* in the Integrated Fisheries Management section of this Annual Report.

During 2009/10, the Department of Fisheries implemented initiatives designed to ensure the long-term sustainability of iconic Western Australian fish species – dhufish, baldchin groper and pink snapper. These species, part of a group collectively known as demersal scalefish (demersal means living at or near the bottom of the ocean or a body of water), have been the focus of increasing fishing pressure over the last decade as a result of population growth and the use of ‘high-tech’ fish-finding and fishing gear.

Measures to reduce commercial effort in the West Coast Demersal Finfish (Interim) Managed Fishery

and the Demersal Gillnet and Long Line Managed Fishery were introduced in early 2009. Additional management measures applying to the recreational fishing sector were introduced in 2009/10 in the West Coast Bioregion, including a two-month fishing closure for demersal scalefish, a three-month ban on the taking of baldchin groper at the Abrolhos to coincide with the November-to-January spawning season, reduced bag and possession limits, and the introduction in March 2010 of a new licence that must be held by recreational fishers when fishing from a powered vessel – the ‘Recreational Fishing from Boat Licence’ or ‘RFBL’. Annual fees for all other categories of recreational fishing licence were standardised.

Importantly, all fees paid for the RFBL and other recreational fishing licences will be used to assist in the funding of research, management and compliance in the State’s recreational fisheries. Funds from the introduction of the RFBL have enabled the employment of 13 new Fisheries and Marine Officers, including six two-man mobile patrols around the State, while also allowing for additional compliance services relating to the demersal scalefish resource. Further information about these initiatives and other [recreational fishing rules](#) can be found on the Department’s web site.

Efforts to ensure the sustainability of the western rock lobster and demersal scalefish resource were further strengthened in 2009/10 through the implementation of sectoral catch shares in the western rock lobster fishery and determination of

sectoral catch shares for demersal finfish following the Minister's consideration of the recommendations of the Integrated Fishery Allocation Advisory Committee (IFAAC). Further information about the Department's [***Integrated Fisheries Management strategy***](#) may be found on its web site.

The *Fish Resources Management Amendment Act 2009* and the *Fisheries Adjustment Schemes Amendment Act 2009* were passed by the Parliament in December 2009.

The amendments to the *Fish Resources Management Act 1994* implemented changes to the Offshore Constitutional Settlement fisheries arrangements, abolished three statutory advisory committees, and modified some of the penalty provisions under the Act. [***More information about these amendments***](#) can be found on the Parliamentary *Hansard* web pages.


The *Fisheries Adjustment Schemes Act 1987* amendments provide greater flexibility in respect to the purposes for which a fisheries adjustment scheme may be established. [***More information about these amendments***](#) can be found on the Parliamentary *Hansard* web pages.

In addition, the Department fine-tuned management plans, and rules and regulations, for a range of other commercial and recreational fisheries in consultation with the commercial and recreational sectors. A list of primary and subsidiary legislation amended or made during the year may be found in Appendix 3 of this Annual Report.

The way the Department undertakes its consultation with industry and community stakeholders was also reviewed in 2009/10, and a new consultative framework that promises to provide clear and streamlined channels of communication between commercial fishers, the aquaculture sector, recreational fishers, the wider community and government has been implemented. The new consultative framework provides greater recognition of the role of sector peak bodies – the Western Australian Fishing Industry Council (WAFIC) and Recfishwest – in providing advice to government on matters affecting respective sectors.

In the commercial sector, these reforms have resulted in the passage of legislation to abolish the Rock Lobster Industry Advisory Committee, the Aquaculture Development Council and a number of fisheries-specific management advisory committees. WAFIC, as the peak body for the commercial fishing sector, is now recognised as the principal source of industry advice to government on matters affecting commercial fishing and aquaculture.

In the recreational fishing sector, the role of Recfishwest has been enhanced, with Recfishwest now being the principal source of community advice to government on matters affecting recreational fishing throughout the State. This follows the passage of legislation to abolish the Recreational Fishing Advisory Committee and, consequently, a number of recreational fishing committees that operated in regional areas of the State. In place of these bodies, Recfishwest has established formal



consultative arrangements for regional WA and the Perth metropolitan area.

In March 2010, the Minister established the Aquatic Advisory Committee to provide strategic advice on issues relating to the management of fisheries and aquatic resources as requested by the Minister or the Chief Executive Officer. One of the first matters referred to the Aquatic Advisory Committee for advice was the proposed framework for new legislation to replace the *Fish Resources Management Act 1994* and the *Pearling Act 1990*. Following advice from the Aquatic Advisory Committee, the discussion paper ***A Sea Change for Aquatic Sustainability*** outlining the framework of a new Aquatic Management Act was released for public comment in June 2010.

A review of the Department’s cost recovery and funding arrangements was also finalised during 2009/10 against a background of declining revenue projections from two of the State’s major fisheries – pearling and rock lobster.

The review of funding arrangements led to the implementation of an access fee determined on the basis of the Gross Value of Production of each of the commercial fisheries. This represents a significant departure from the cost recovery arrangements that the Department of Fisheries and Western Australia’s commercial fishing industry have operated under since 1995. The fee applies equally to all commercial fisheries, including pearling, and provides more flexibility for resources to be allocated according to strategic priorities and sustainability objectives.

The 2009/10 financial year also saw the finalisation and release of the Department’s ***Customary Fishing Policy***. The policy recognises the fishing-related cultural needs and values of Aboriginal people and their rights to fish and hunt in accordance with ongoing tradition.

On 21 August 2009, oil commenced leaking from the Montara Wellhead, located in the Timor Sea about 250 kilometres from the Kimberley coast. It continued leaking for 75 days, until 3 November 2009, when it was plugged on the fifth attempt. The Department of Fisheries, along with other State and Commonwealth agencies, contributed to the Montara Wellhead oil-spill response planning.

While the full impacts of the oil-spill are not easy to assess, fortuitously, there has been minimal observed impact on Western Australia’s marine environment or fish resources. However, there is little doubt that had this incident occurred closer to the Western Australian coast, there may have been more serious environmental effects on the State’s marine ecosystems, fisheries and coastline.

The incident highlights the need for the Government, industry and the community to ensure effective plans are in place for production platforms to reduce the likelihood of similar incidents and to ensure an adequate response capability is available for immediate deployment.

In October 2006 the Department of Fisheries was among the first to embrace the Government’s shared corporate services reform by transitioning

a substantial part of its finance function to the Department of Treasury and Finance Office of Shared Services (DTFSS). This year the Department completed the transition process by moving the remaining financial services and human resource functions to the DTFSS. This 'whole of government' reform is intended to reduce duplication across the Western Australian public service in the management of agency corporate services functions.

I would like to acknowledge the full range of stakeholders that have contributed to positive initiatives in commercial fishing, aquaculture and recreational and customary fishing sectors throughout the course of 2009/10, as evidenced in this Annual Report. I would also like to acknowledge

and thank the Minister for Fisheries, the Hon. Norman Moore MLC and his staff for the guidance and support provided during the year. And last, but not least, I would like to acknowledge the professionalism and dedication of departmental staff, without whom none of the Department's many successful achievements during 2009/10 would have been possible.

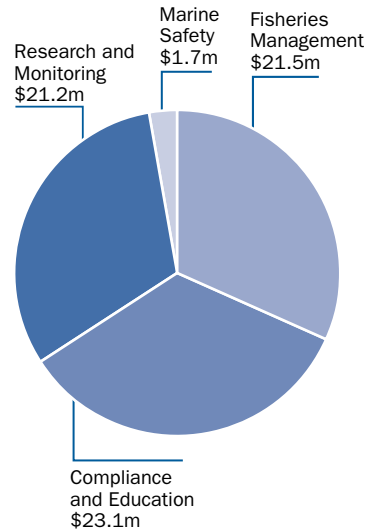


Stuart Smith

Chief Executive Officer

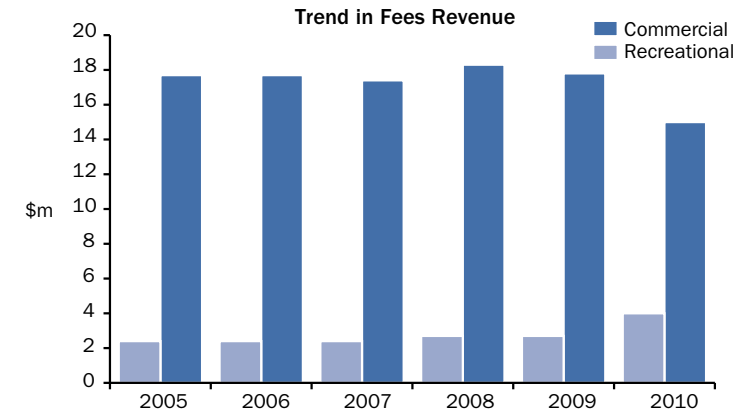
Highlights at-a-glance 2009/10

Key achievements for the Department of Fisheries in 2009/10 included:

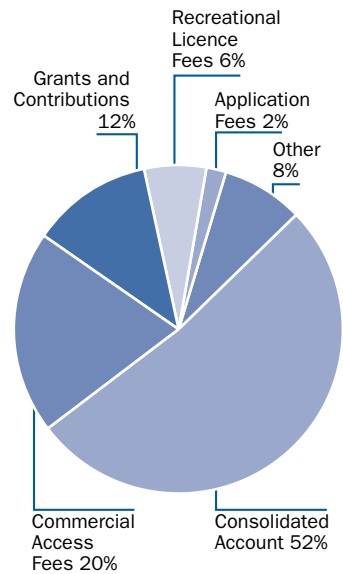


Expenditure by Service 2009/10 (\$million)

- Substantial actions to improve the long-term sustainability of western rock lobster, including the introduction of lower catch limits and entitlement values and an announcement that the fishery will be managed by quota from the 2010/11 fishing season.
- The introduction of new recreational fishing bag limits for prize fish such as dhufish, pink snapper and baldchin groper, and new fishing and spawning closures to enhance the sustainability of these species.
- The introduction of a Recreational Fishing from Boat Licence to provide additional resources for research and management of key recreational species such as dhufish, pink snapper and baldchin groper, and a standardisation of other recreational fishing licence fees.
- Employment of 13 additional Fisheries and Marine Officers, including six two-person mobile patrols, to undertake community education and compliance activities relating to recreational fishing throughout the State.
- Reform of commercial fishing access fee arrangements providing the Department with greater flexibility in meeting its strategic and sustainability objectives.



- Official opening of the Peel Region Marine Operations Centre, Mandurah. The Centre has enabled the co-location of four State government departments – the Department of Fisheries, Department of Water, Department of Transport and the WA Water Police. The Department of Fisheries was the lead agency for the project.
- Secured funding and commenced planning for a new multi-agency building at Denham to co-locate the Department of Fisheries and the Department of Environment and Conservation. The Denham Volunteer Sea Rescue will also be housed within the building. The Department of Fisheries is the lead agency for this project.
- Reform of consultation arrangements with WAFIC and Recfishwest. An outcome of the review was the abolition of three statutory advisory committees – the Rock Lobster Industry Advisory Committee, the Recreational

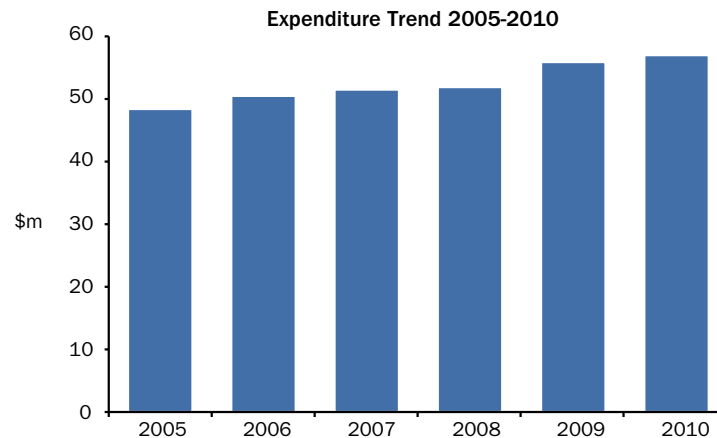


Revenue by Source 2009/10

Fishing Advisory Committee and the Aquaculture Development Council.

- Establishment of the Aquatic Advisory Committee to provide strategic advice on issues relating to the management of fisheries and aquatic resources.
- Finalisation and release of the Department's Customary Fishing Policy enabling people of Aboriginal descent to fish in accordance with continuing Aboriginal custom and tradition.
- Administration of a number of voluntary schemes to buy-back commercial fishing licences for social, economic and/or environmental outcomes associated with the use of fish resources, and establishment of the first compulsory scheme under the *Fisheries Adjustment Schemes Act 1987* to buy-out the last remaining commercial licence in the Swan/Canning River.

- Progression of the Department's legislative reform strategy including the passage of amendments to the *Fish Resources Management Act 1994* and the *Fisheries Adjustment Schemes Act 1987*.
- Release of the discussion paper *Sea Change in Aquatic Sustainability* that explores strategic issues relating to the future legislative requirements for the management of the State's fish and aquatic resources.
- Release of a discussion paper on the future management of the popular Perth metropolitan recreational abalone fishery for public comment.
- Finalisation of a risk assessment framework to identify priorities for the Department's activities in fisheries management and the protection of the aquatic environment.





A school of common buffalo bream over coral at the Houtman Abrolhos Islands. Photo: Shannon Conway

OVERVIEW OF AGENCY

Profile of the Department of Fisheries	9
Operating Environment – Significant Issues Impacting the Agency	13
Operational Structure	15
Corporate Executive	19
Performance Management Framework	22
Government Goal, Department Outcome and Services	22
Stock Status and Catch Ranges for Major Commercial Fisheries	27

Profile of the Department of Fisheries

Vision: World class management of fisheries and aquatic ecosystems.

Mission: To conserve, sustainably develop and share the use of the State's aquatic resources and their ecosystems for the benefit of present and future generations.

The Department manages the marine and freshwater fisheries and ecosystems within the limits of the State and by agreement with the Commonwealth, it has unique management responsibilities within Australian waters out to 200 nautical miles from the Western Australian coast. This allows for management on a spatial scale that is appropriate to the sustainable management and protection of fish resources and their environment.

The principles of Ecologically Sustainable Development (ESD), as contained in the objects of the *Fish Resources Management Act 1994*, guide the Department in its operations. These objects involve managing human impacts on both target and bycatch species and their habitats, and assessing and limiting any potential indirect impacts of fishing and aquaculture activities on the broader ecosystem. It also includes managing social and economic impacts of fishing and aquaculture activity.

The Department works in the present-day context of limited fish and environmental resources,

and a growing human 'footprint' on the aquatic environment. Factors with increasing impact include a growing population, developing coastal infrastructure, rapidly-advancing 'fish-finding' technology and climate change.

As a result of the Department's activities, around 80 per cent of WA's marine waters are protected through fishing closures or controls on fishing methods that can impact directly on marine habitats (for example, trawling) and are totally closed to highly destructive fishing methods (for example, dredging and explosives). The Department ensures

compliance through an active community education and enforcement program.

The Department's services are delivered in a context of increasing aquatic management accountability. This includes accountability to the Commonwealth government through reporting requirements established under the *Environment Protection and Biodiversity Conservation Act 1999*.

The Department values consultation with stakeholders and works with partners to develop management practices able to stand up to domestic, national and international scrutiny.

In this report to the Parliament and the community, the Department presents its summary of operations and outcomes during the 2009/10 financial year, based around the Government's Annual Reporting Framework.

Legislation Administered

The Department assists the Minister for Fisheries in the administration of the following Acts:

- *Fish Resources Management Act 1994*
- *Pearling Act 1990*
- *Fisheries Adjustment Schemes Act 1987*
- *Fishing and Related Industries Compensation (Marine Reserves) Act 1997*
- *Fishing Industry Promotion Training and Management Levy Act 1994*

The Department is also responsible for the management of fishing (and related activities) in marine protected areas established under the *Conservation and Land Management Act 1984*, and provides at-sea marine safety compliance services on behalf of the Department of Transport under the *Western Australian Marine Act 1982*.

By arrangement with the Commonwealth, the Department has management responsibilities for a number of fisheries undertaken in waters adjacent to the Western Australian coast out to 200 nautical miles.

The Department also provides fisheries management and education services in the territorial waters around both Cocos (Keeling) and Christmas Islands, on behalf of the Commonwealth Attorney General's Department, under a Service Delivery Arrangement.

The following lists show fisheries in Western Australia that fall under State or joint State/Commonwealth jurisdiction under the Offshore Constitutional Settlement Agreement.

Fisheries under Western Australia State Jurisdiction

Except where specifically noted, fisheries involving the following species are controlled by the Department of Fisheries, in accordance with State law:

- all bony fish and shark (except to the extent they are managed under a Joint Authority or by the Commonwealth);

- all aquatic invertebrates;
- all marine algae; and
- all seagrasses.

In effect this means all commercial fisheries listed in the 'Stock Status and Catch Ranges for Major Commercial Fisheries' table detailed later in this report.

Fisheries under Western Australia Joint Authority Jurisdiction

The following fisheries are controlled jointly by the Western Australian Fisheries Joint Authority (a body comprising the State and the Commonwealth) and managed in accordance with the *Fish Resources Management Act 1994*:

- the Joint Authority Southern Demersal Gillnet and Demersal Longline Fishery; and
- the Joint Authority Northern Shark Fishery, east of Koolan Island.

The activities of fisheries managed through the Joint Authority are described separately in a report tabled in the Commonwealth and Western Australian Parliaments.

In addition the Department manages recreational and customary fishing activities, pearling and aquaculture operations, the fish processing sector, the fishing charter boat and aquatic eco-tour industries, fish habitat protection areas and the Abrolhos Islands.

With the exception of pearling, the above activities are managed in accordance with the provisions of the

Fish Resources Management Act 1994. The pearling industry is managed under the *Pearling Act 1990*.

Operators in commercial fisheries, the pearling industry, the charter boat and aquatic eco-tour industries, and the fish processing sector are required to be licensed by the Department.

Recreational fishers are required to hold licences when fishing for western rock lobster, abalone, marron, inland freshwater species, when fishing from a powered boat or when fishing with a net.

Aboriginal people fishing in accordance with continuing Aboriginal tradition and custom are not required to hold a recreational fishing licence.

Fisheries under Commonwealth Jurisdiction

The following list shows fisheries undertaken in waters adjacent to Western Australia, that are controlled by the Commonwealth in accordance with Commonwealth legislation:

- Northern Prawn Fishery;
- Southern and Western Tuna and Billfish Fishery;
- Western Deepwater Trawl Fishery;
- North-West Slope Deepwater Trawl Fishery;
- Southern Bluefin Tuna Fishery; and
- recreational fishing in the waters of any Commonwealth Marine Park.

Stakeholders

All stakeholders have a role to play in ensuring that fish stocks and their habitats are protected, both now and in the future. Stakeholders are encouraged to participate in fisheries management, and consultation is considered essential to balance the often-competing demands on the use of the State's fish resources and their habitats.

The Department of Fisheries identifies the following groups as its stakeholders:

- the community of Western Australia;
- commercial fishers;
- recreational fishers;
- Indigenous communities;
- charter fishing and aquatic eco-tour operators;
- fish processors and others involved in the commercial utilisation of Western Australia's aquatic resources;
- pearlers;
- aquaculturalists;
- the conservation sector;
- fisheries volunteers;
- environmental groups and passive users;
- businesses and communities directly and indirectly dependent upon fishing and aquaculture activities; and
- other state, national and international government agencies and tertiary institutions.



Meeting of minds – leading fisheries scientists gather at the Department's research laboratories to plan the way forward for fisheries surveying in WA.
Photo: Michael Tuffin

Operating Environment – Significant Issues Impacting the Agency

Significant issues impacting on fisheries and fisheries management during 2010 and likely to be of influence in the future include:

- Record low puerulus (young lobster) settlement within the boundaries of the West Coast Rock Lobster Managed Fishery has led to management action to cap the total catch in the fishery at around half historical catch levels, with the aim of leaving more breeding stock in the water and increasing egg production. This has resulted in a reduced amount of fishing days for all commercial operators in the fishery, reduced pot entitlements, and a reduced total allowable commercial catch during the 2009/10 fishing season. A decision has also been taken to introduce quota management to the fishery commencing in the 2010/11 fishing season.
- The impact of recreational and commercial fishers is creating sustainability pressures on fish species such as dhufish, pink snapper, baldchin groper and blue swimmer crabs, warranting strong management intervention.
- Obtaining the required knowledge and sound science to support decision-making and achieve ecologically sustainable fisheries management remains a challenge for the Department. This highlights the need for effective coordination of the State's marine research efforts to ensure that research activities are being prioritised and funded according to risk and community needs.
- Aquaculture industries have the potential to significantly increase production as the demand for high quality seafood grows, while the harvest from most wild-capture fisheries worldwide is declining. The Department is

working with the aquaculture sector to identify suitable sites and species for these industries.

- Proposed governance measures to deal with the risk of introduced marine and freshwater pest diseases, such as the *Biosecurity and Agriculture Management Act 2007* and national biosecurity agreements, present a range of new responsibilities for the Department that require careful management.
- Economic conditions, including increased costs of fuel, and the high-value Australian dollar are affecting export markets and having an impact on the profitability of fishing operations. The Department of Fisheries and industry are working on strategies to improve the economic sustainability of fishing operations.
- A growing and more affluent population is placing ever-increasing pressure on recreational fish species and the marine environment – and on the Department to deliver effective community education and compliance. This issue highlights the need for more cost-effective integrated management solutions for commercial and recreational fishing, recreational boating activities and the expanding marine park network.
- Commonwealth Government proposals to establish large-scale marine parks in Commonwealth waters (i.e. outside of three nautical miles) are creating uncertainty for a number of the Department’s stakeholders.



More boats mean more pressure on the marine environment in general. Photo: Stephen Emery

Operational Structure

The Department of Fisheries’ operating structure consists of an Executive Directorate and four divisions – Aquatic Management, Fisheries Research, Regional Services and Corporate Services.

Process Structure

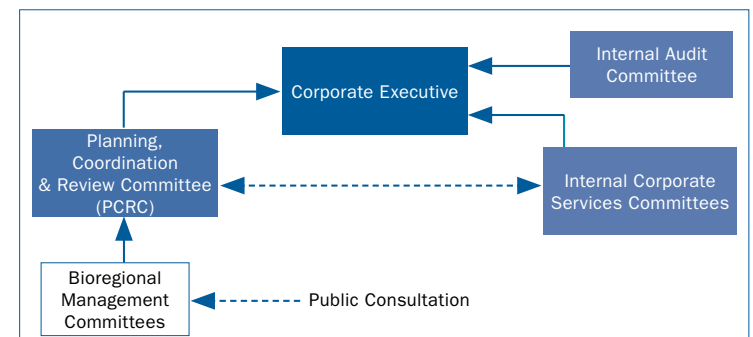
The Department of Fisheries deals with a variety of complex issues that impact upon the sustainable management of the State’s fish resources. To deal with these issues, the Department supports a number of integrated processes designed to facilitate planning and promote coordinated and efficient service delivery across all divisions to four key service areas – fisheries management, research and monitoring, compliance and education, and marine safety services.

These processes also take into account the outcome of consultation and funding reforms undertaken during 2009/10, which require direct engagement by the Department with peak stakeholders. A key initiative for 2010/11 is to enhance the Department’s internal planning, priority setting and coordination processes. This

will enable the Department to better meet the Government’s sustainable fisheries management objectives.

The Department’s many volunteers provide a conduit for public interaction and communication.

Figure 1. Process Structure within the Department



Corporate Executive

The Corporate Executive comprises the Chief Executive Officer and the Department's five directors. The Corporate Executive is responsible for the overall strategic and financial direction of the Department arising from internal and external consultative processes, priority setting and resource allocation, and the administration of risk management processes.

Planning, Coordination and Review Committee (PCRC)

The PCRC is made up of the Chief Executive Officer, the Department's five directors, the General Manager of Aquatic Management, program managers, branch managers and senior research scientists. It monitors and reviews departmental programs, projects and service delivery, and advises the Corporate Executive on program planning and priorities to assist the budget preparation process.

The PCRC also advises on strategic policy issues arising from – and across – programs, and provides a forum for discussion of key fisheries policy and related global (e.g. 'climate change') and local issues.

Corporate Services Committees

There are a number of corporate services committees and processes that provide advice to the Chief Executive Officer on issues such as workforce planning, asset management planning and Occupational Safety and Health.

Internal Audit Committee

The Internal Audit Committee (IAC) maintains and manages the Department's internal audit function on behalf of the Chief Executive Officer. The committee assists the Chief Executive Officer to manage the process of identifying and quantifying risks that have the potential to impede the Department in achieving its goals, and to guide the development and implementation of risk mitigation strategies.

Aquatic Advisory Committee

In March 2010, the Minister for Fisheries established the Aquatic Advisory Committee to provide strategic advice on issues relating to the management of fisheries and aquatic resources as requested by the Minister or the Department's Chief Executive Officer.

Public Consultation

As noted earlier, the way the Department undertakes its consultation with industry and community stakeholders was also reviewed in 2009/10, and a new consultative framework for communication between commercial fishers, the aquaculture sector, recreational fishers, the wider community and government has been implemented.

The Department is committed to continuing consultation with fisheries stakeholders and to ensuring efficient and effective participatory decision-making processes are maintained. It supports the initiative of the State Government's *WA Citizenship Strategy 2004 – 2009* and utilises the guidelines in the *Consulting Citizens: Planning*

for Success and Consulting Citizens: Engaging with Aboriginal Western Australians to plan specific consultation programs.

The Department of Fisheries' Operations

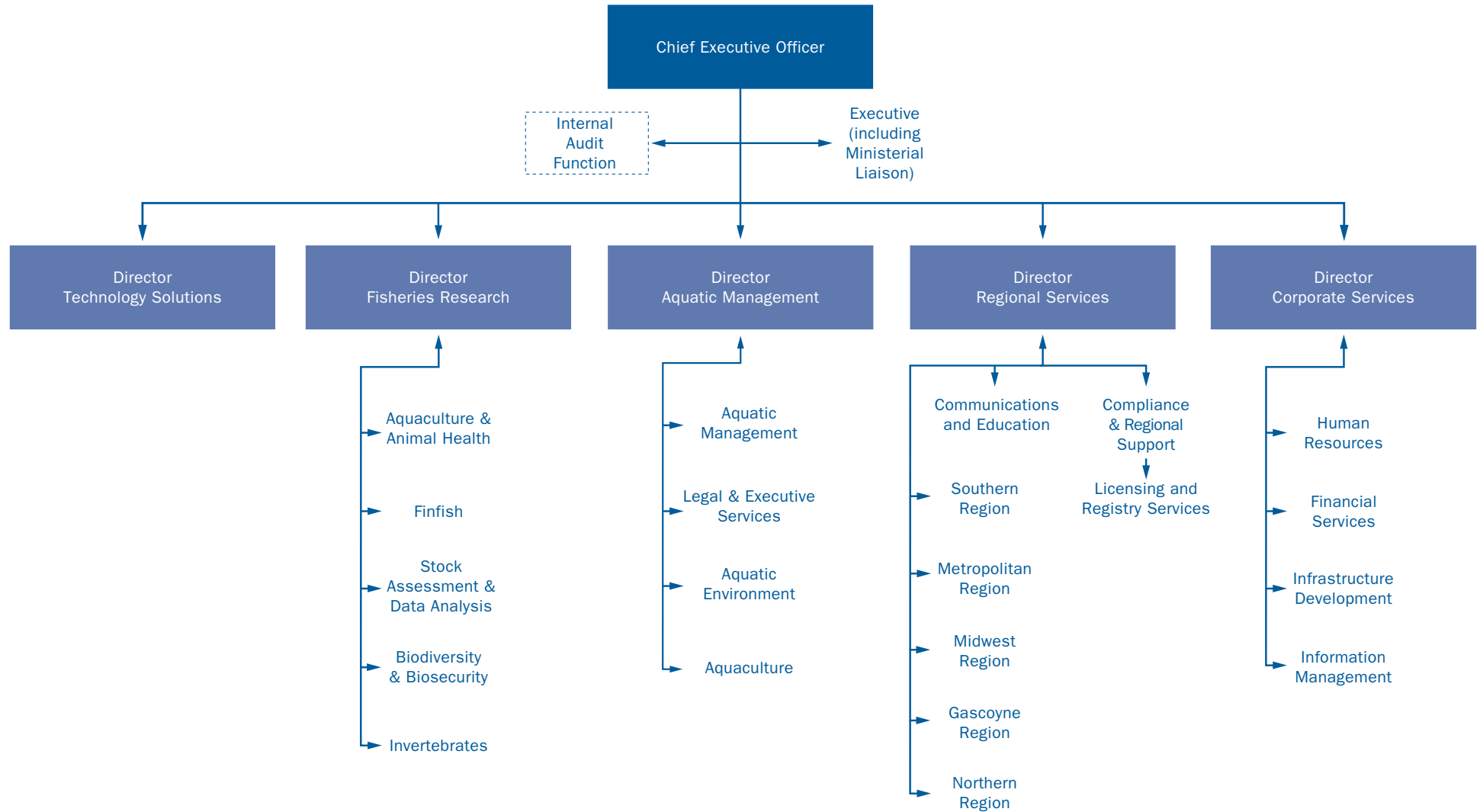
The Department operates from its Head Office in the Perth central business district and in other metropolitan and regional areas as follows:

- The Fisheries Research Division operates from the Western Australian Fisheries and Marine Research Laboratories at Hillarys and the Pemberton Freshwater Research Centre.
- The Marine Operations Centre (and Perth metropolitan region headquarters) operates from premises in Capo D'Orlando Drive in Fremantle.
- The Regional Services Branch of the Fisheries Management Services Division has regional offices at Broome, Carnarvon, Geraldton, Fremantle and Albany, with additional district offices located throughout the State.



The Fishers With Disabilities Association run workshops for disabled fishers to enjoy a great day out. The workshops were started 11 years ago through Department of Fisheries volunteers. Photo: Jiri Lochman

Figure 2. Department Functional Structure Chart as at 30 June 2010



Corporate Executive

The Corporate Executive of the Department of Fisheries comprises the Chief Executive Officer, the Director of Aquatic Management, the Director of Regional Services, the Director of Fisheries Research, the Director of Corporate Services and the Director of Technology Solutions.



From left to right: Michael Connolly, Director of Technology solutions; Stuart Smith, Chief Executive Officer; Heather Brayford, Director of Aquatic Management; Bruno Mezzatesta, Director of Regional Services; Dr Rick Fletcher, Director of Fisheries Research; and Kenneth Smith, Director of Corporate Services.
Photo: Stephen Emery

Stuart Smith, BEc, Grad. Dip. Ec.**Chief Executive Officer***

Stuart Smith joined the Department as Chief Executive Officer on 3 November 2008. He previously held senior roles in the Department of Industry and Resources, including that of Deputy Director General, State Development and Deputy Director General, Resources Group. He also acted as Director General of the Department of Industry and Resources.

Stuart brings over 20 years of wide-ranging experience in both the State and Federal public sector to the role of Chief Executive Officer. He holds a Bachelor of Economics from the University of Western Australia and a Graduate Diploma in Economics from the Australian National University.

*Terms of Appointment: The Chief Executive Officer is appointed under Part 3 of the *Public Sector Management Act 1994* for five years.

Heather Brayford BSc, MBA, GAICD**Director, Aquatic Management**

Heather Brayford was appointed Director, Aquatic Management in 2009. This position includes responsibility for fisheries management programs, broader environmental management programs, aquaculture and the provision of legal, legislative drafting and governance services.

Heather has close to 25 years experience in fisheries management, having held a number of senior policy and management positions in the Department. She has also held the position of Director of Fisheries in the Northern Territory.

Dr Rick Fletcher, BSc (Hons), PhD**Director, Fisheries Research**

Dr Rick Fletcher was appointed as Director of Fisheries Research Services in 2006. This position is responsible for the overall management and strategic direction of the Department's research group, which provides the information to underpin the Department's successful natural resource management programs.

Rick has over 25 years experience conducting and managing research on fisheries and aquaculture-related issues across four jurisdictions in Australia and the South Pacific, including Director of Research of Fisheries in NSW. His recent research focus has been in the development of ecosystem-based management frameworks for marine and coastal systems, for which he is the leader of a number of state, national and international initiatives.

Bruno Mezzatesta, BBus MBA FCPA

Director, Regional Services

Bruno Mezzatesta is responsible for the Department's Regional Services Division including community education and compliance, licensing and communications. Prior to this position, Bruno was the Director of the Department's Corporate Services Division. He has more than 25 years experience including periods with the Office of the Auditor General and the Department of Treasury and Finance.

Kenneth Smith, BCom CPA

Director, Corporate Services

Ken Smith commenced with the Department on 8 June 2010 for a six-month secondment from the Department of Treasury and Finance. He is responsible for the operations of the Corporate Services Division including the Financial Services, Human Resources, Infrastructure Development and Information Management branches.

Ken has 35 years' experience in a variety of private and government positions. His most recent position in Treasury involved corporate governance and strategic planning.

Michael Connolly, BSc, BBus ASA

Director, Technology Solutions

Michael joined the Department on a 12-month secondment from the Department of Racing, Gaming and Liquor in January 2010 where he holds the substantive position of Director, Compliance. Michael has 27 years experience in the public sector, including the past 20 years in various regulatory roles within the Department of Racing, Gaming and Liquor.

Michael's current areas of focus include the development and procurement of an agency entitlement management system to improve the services and information available to both internal and external stakeholders.

Performance Management Framework

Government Goal, Department Outcome and Services

Western Australia's fisheries and aquatic ecosystems are an important natural resource, managed by the Department of Fisheries, on behalf of all Western Australians.

The services of the Department of Fisheries, as described in the 2009/10 Budget Papers, are aimed at achieving the Government goal of: *Ensuring that economic activity is managed in a socially and environmentally responsible manner for the long-term benefit of the State.*

Contribution to Government Goals

The Department works towards the achievement of the Government goal and its department-level outcome of the *conservation and sustainable development of the State's fish resources* through the provision of four key services:

Service 1 – Fisheries Management

The Department's Aquatic Management Division is responsible for management, policy development and legislation related to the State's commercial and recreational fisheries, pearling, aquaculture, the charter boat industry, customary fishing and protection of aquatic ecosystems.

Service 2 – Compliance and Education

The Department's Regional Services Division is responsible for State-wide fisheries compliance, community education, and licensing in accordance with the provisions of the *Fish Resources Management Act 1994* and the *Pearling Act 1990*.

Service 3 – Research and Monitoring

The Department's Research Division is responsible for the provision of timely, quality scientific knowledge and advice to support the conservation and sustainable use of the State's fish resources and aquatic ecosystems.

Service 4 – Marine Safety Service

The Marine Operations Section of the Department's Regional Services Division coordinates the delivery of at-sea marine safety compliance services by the Department's Fisheries and Marine Officers under a service level agreement with the Department of Transport.



Measurement of Department-level Outcome and Services

The Department of Fisheries evaluates, measures and reports on the effectiveness of its services in achieving its desired agency level outcomes through Key Performance Indicators or ‘KPIs’. KPIs comprise both Effectiveness and Efficiency Indicators.

Effectiveness Indicators show the extent to which the Department achieved its department-level outcome and the Efficiency Indicators show the cost of services delivered by the Department, as summarised in the table below.

Table 1. Summary of Key Performance Indicators: Actual Performance Compared to Budget Targets

	2009/10 Target	2009/10 Actual
Outcome: Conservation and sustainable development of the State's fish resources.		
Key Effectiveness Indicators		
The proportion of fish stocks identified as being at risk or vulnerable through exploitation.	85%	89%
The proportion of fisheries where acceptable catches (or effort levels) are achieved.	90%	93%
The percentage of fisheries or fished sectors where current catch shares are known and where catch share allocations are in process or in place.	70%	63%
The gross value of State fisheries production (million).	*	\$394m**
The participation rate in recreational fishing.	30%	32%
Key Efficiency Indicators		
Service 1 – Fisheries Management		
Average cost per hour for management (excluding grants and fisheries adjustments).	\$109	\$117
Service 2 – Compliance and Education		
Average cost per hour for compliance and education.	\$129	\$164
Service 3 – Research and Monitoring		
Average cost per hour for research and monitoring.	\$110	\$118
Service 4 – Marine Safety Service		
Average cost per hour for marine safety service.	\$116	\$143

Notes:

* See Key Performance Indicator 2.1 (contribution to the State's gross value of output).

** This is derived from the Australian Bureau of Agricultural and Resource Economics (CABARE) figures for the year 2008/09.

Further information on the efficiency indicators can be found in the ‘Statement of Performance Indicators’ section of this *Annual Report*.

Financial Performance

The table below describes the Department of Fisheries’ performance against the targets that formed part of the 2009/10 State Budget papers and reflected in the resources agreement signed by the Chief Executive Officer of the Department of Fisheries, the Minister for Fisheries and the Treasurer.

Table 2. Financial Targets: Actual Performance Compared to Budget Targets

	2009/10 Target \$'000	2009/10 Actual \$'000	Variance \$'000
Total cost of services (expense limit) (sourced from Income Statement).	59,936	69,575	9,639
Net cost of services (sourced from Income Statement).	31,208	38,058	6,850
Total equity (sourced from Balance Sheet).	70,765	61,764	(9,001)
Net increase/(decrease) in cash held (sourced from Cash Flow Statement).	(5,161)	1,587	6,748
	No.	No.	No.
Approved full-time equivalent (FTE) staff level	398	402	4

Contribution to Other Government Goals

The Department of Fisheries contributes to the achievement of the Government’s other stated goals as follows.

State Building – Major Projects

In 2009/10 the Department’s work towards this goal included:

- Opening of the Peel Marine Operations Centre at Mandurah to facilitate the delivery of the Department’s services. The centre will accommodate the Department of Fisheries, the Department of Transport and the Department of Water.
- Commissioning of a new \$3.36 million vessel, *PV Houtman*, to enable the Department to undertake research, community education and compliance activities in relation to fishing, marine safety, marine protected areas and marine ecosystem management.
- Commenced work on a new Marine Operations Centre at Denham to facilitate the delivery of the Department’s services, including fisheries and marine protected area management, in the Shark Bay World Heritage Area. The centre will also accommodate staff from the Department of Environment and Conservation and the Denham Volunteer Sea Rescue.

Financial and Economic Responsibility

In 2009/10 the Department's work towards this goal included:

- A review of the fee-setting model for commercial fishing and aquaculture was conducted to achieve several objectives, including providing the Department with more flexibility in managing the community's fisheries and aquatic resources.
- Progressing the implementation of reviews of fisheries legislation, in particular those dealing with reducing the regulatory burden on the aquaculture sector.
- Facilitating and encouraging the more efficient use of the Department's marine patrol vessels by other government agencies with research, management and compliance responsibilities in the marine environment, such as the Department of Transport and the Department of Environment and Conservation.

Outcomes-Based Service Delivery

In 2009/10 the Department's work towards this goal included:

- Collaborating with other government agencies and research and educational institutions, which have management responsibilities or research programs at the Abrolhos Islands and other marine protected areas, in the delivery of natural resource management outcomes in the marine environment.

Stronger Focus on the Regions

In 2009/10 the Department's work towards this goal included:

- Most of the State's significant fisheries are regionally-based and contribute strongly to the economy, employment opportunities, lifestyle and culture of regional Western Australia. As a result, the Department of Fisheries has regional offices in the Kimberley, Gascoyne, Mid-West, Peel and Great Southern and also maintains district offices from Kununurra south to Esperance.
- About 45 per cent of the Department's staff are located in regional areas and about 75 per cent of the Department expenditure relates to fisheries and aquatic management programs of importance to regional communities.

Stock Status and Catch Ranges for Major Commercial Fisheries

The information in this table is derived from more detailed data presented in the companion report *State of the Fisheries and Aquatic Resources*. The fisheries referred to in the table are the management units that are either fully managed fisheries or are in the process of having dedicated management plans developed for them.

Full information on the current management status and future directions of commercial fisheries, recreational fisheries and aquaculture industries is given in the *State of the Fisheries and Aquatic Resources* report.

Table 3. Stock Status and Catch Ranges for Major Commercial Fisheries

Fishery	Stock assessment complete	Breeding stock assessment	Target catch (and effort) range in tonnes (days)	Catch (tonnes) for season reported ¹	Season reported ¹	Catch (or effort) level acceptable	Comments on performance in reported season
West Coast Bioregion							
West coast rock lobster	Yes	Adequate	7,800 catch limit for season	7,595 (includes Windy Harbour and Augusta)	2008/09	Yes	The catch limit imposed for this season, which was well below average levels, was introduced to ensure breeding stocks would be maintained at adequate levels despite the recent series of low puerulus settlements.
Roe's abalone	Yes	Adequate	101.8 (Quota management) (620 – 750 days)	92.8 (554 days)	2009	Yes	Low effort due to increased fishing efficiency, not increased stock. Effort range will be reviewed.
Octopus	Yes	Adequate	50 – 250	71	2009	Yes	Target range to be reviewed when additional information is available.

¹ Catch figures supplied for latest year/season available. **NA** Not assessed.

Fishery	Stock assessment complete	Breeding stock assessment	Target catch (and effort) range in tonnes (days)	Catch (tonnes) for season reported ¹	Season reported ¹	Catch (or effort) level acceptable	Comments on performance in reported season
Abrolhos Islands and mid-west trawl	Yes	Adequate	95 – 1,830	0	2009	NA	The recruit survey indicated low abundance and pre-season surveys indicated small meat size and poor quality so season did not open.
Cockburn Sound crab	Yes	Recovering	NA	0	2008/09	NA	The fishery remained closed for 2008/09 due to insufficient recovery of the breeding stock.
Deep sea crab	Yes	Adequate	140 (Quota management)	138	2009	Yes	Total Allowable Commercial Catch began in 2008 so an acceptable effort range is yet to be determined.
Estuarine fin fisheries (west coast)	No	NA	75 – 220 (Peel-Harvey only)	104	2009	Yes	Catches have been stable since 2000.
West coast beach bait	Yes	Adequate	60 – 275 (whitebait only)	131	2009	Yes	Yearly fluctuations in whitebait catch still match environmental variations.
West coast purse seine	Yes	Adequate	3,000 (Quota management)	45	2009	NA	Continued low catches due to market competition, irregular availability of fish and low fishing activity levels.
West coast demersal scalefish	Yes	Inadequate	< 449 – 469	367 303 – West Coast Demersal Scalefish (Interim) Managed Fishery 64 – West Coast Demersal Gillnet and Longline (Interim) Managed Fishery	West Coast Demersal Scalefish (Interim) Managed Fishery 2009 West Coast Demersal Gillnet Longline (Interim) Managed Fishery 2008/09	Yes	Commercial catches have been halved by limiting access and entitlement arrangements to maintain catch in the target range.
Gascoyne Coast Bioregion							
Shark Bay prawn	Yes	Adequate	1,501 – 2,330	1,228	2009	Yes	King and tiger prawns were below historical target range. This range is being reviewed due to greater targeting of larger-sized prawns for economic reasons. Also, less effort was spent on prawns as scallops were targeted in the early part of the season.

¹ Catch figures supplied for latest year/season available. **NA** Not assessed.

Fishery	Stock assessment complete	Breeding stock assessment	Target catch (and effort) range in tonnes (days)	Catch (tonnes) for season reported ¹	Season reported ¹	Catch (or effort) level acceptable	Comments on performance in reported season
Exmouth Gulf prawn	Yes	Adequate	771 – 1,276	828	2009	Yes	The total catch was in the target range but catches of king prawns were below their individual target level.
Shark Bay scallop	Yes	Adequate	1,250 – 3,000	3,391	2009	Yes	The scallop catch was predicted to be above the target range due to good recruitment.
Shark Bay crabs	Yes	Adequate	Under development	720	2008/09	NA	Catch comes from a dedicated trap fishery and bycatch from prawn trawling. Due to recent increases in total catches, a more detailed assessment is required.
Shark Bay beach seine and mesh net	Yes	Adequate	235 – 335	251	2009	Yes	Total catch and effort were both lower than 2008 but catch rates of key species were maintained.
Shark Bay snapper	Yes	Recovering	277 (Quota management) (380 – 540 days)	224 (435 days)	2009	Yes	At current Total Allowable Commercial Catch levels, the spawning biomass is projected to recover to the targeted level by 2014.
Onslow prawn	Yes	Adequate	60 – 180	57	2009	Yes	The low catch was associated with low fishing effort.
Nickol Bay prawn	Yes	Adequate	90 – 300	126	2009	Yes	Catch of banana prawns below predicted range but within the target range. King and tiger prawn landings very low due to limited targeting and low abundance.
Broome prawn	Yes	Adequate	55 – 260	<2	2009	NA	Very low level of effort this year.
Kimberley prawn	Yes	Adequate	240 – 500	238	2009	Yes	Banana prawn catch is close to target range. Tiger and endeavour prawns below target ranges due to low effort.
Kimberley gillnet and barramundi	Yes	Adequate	25 – 40 (barramundi)	60	2009	Yes	The catch of barramundi has increased due to increased effort. A more detailed assessment of these stocks will begin shortly.
Northern demersal scalefish	Yes	Adequate	Total 600 – 1,000 (goldband <485) (red emperor <212)	Total 1,046 (goldband 485) (red emperor 156)	2009	Yes	Total catch was just above the upper limit, but catches of goldband were on target and red emperor were below.

¹ Catch figures supplied for latest year/season available. **NA** Not assessed.

Fishery	Stock assessment complete	Breeding stock assessment	Target catch (and effort) range in tonnes (days)	Catch (tonnes) for season reported ¹	Season reported ¹	Catch (or effort) level acceptable	Comments on performance in reported season
Pilbara fish trawl	Yes	Adequate	2,000 – 2,800	1,044	2009	No	Reduced catch may be due to 20 per cent reduction of effort in Areas 1 and 2 and new net designs to deal with protected species issues. Formal analysis is required
Pilbara demersal trap and line	Yes	Adequate	400 – 600 (trap) 50 – 115 (line)	455 (trap) 123 (line)	2009	Yes	The trap catch was within acceptable range. The line catch increased due to higher catches of ruby snapper in offshore waters.
Mackerel	Yes	Adequate	410 (Quota management) 246 – 410 (all except grey mackerel)	284	2009	Yes	Catch rates are increasing in the Kimberley and Pilbara. As the quota is accumulated over four zones, a catch range will continue to be used to assess acceptability.
Northern shark	Yes	Sandbar shark: Inadequate Blacktip shark: Uncertain	< 20 (sandbar)	Less than three licences operated.	2008/09	No	Previous management intervention reduced fishing effort to well below target level, but the catch of sandbar still exceeds limit.
Pearl oyster	Yes	Adequate	1,060,400 oysters (Quota management) (14,071 – 20,551 dive hours)	260,002 oysters (3,284 dive hours)	2009	Yes	Despite pearl oyster stocks being at record levels due to high recruitment, only 25 per cent of Total Allowable Catch caught due to industry uncertainty regarding global pearl markets.
Beche-de-mer	Yes	Adequate	50 – 150	129	2009	Yes	Total catch was within targeted range but two species are now targeted. Species-specific indicators are currently under development for this fishery.
South Coast Bioregion							
South coast crustacean	No	NA	50 – 80 (southern rock lobster)	39	2008/09	Yes	The management arrangements, including the acceptable catch range, are currently being reviewed.

¹ Catch figures supplied for latest year/season available. **NA** Not assessed.

Fishery	Stock assessment complete	Breeding stock assessment	Target catch (and effort) range in tonnes (days)	Catch (tonnes) for season reported ¹	Season reported ¹	Catch (or effort) level acceptable	Comments on performance in reported season
Abalone (greenlip/brownlip)	Yes	Adequate	213 (Quota management) (907 – 1,339 days)	199 (1,205 days)	2009	Yes	No issues
Estuarine fisheries (south coast)	Yes	Adequate	200 – 500	223	2009	Yes	Stock levels of key species are considered adequate.
WA salmon	Yes	Adequate	1,200 – 2,800	753	2009	Yes	Recent catches continue to be low relative to historic levels, due to low effort from limited market demand.
Australian herring	Yes	Uncertain	475 – 1,200 (south coast only)	151	2009	Yes	Commercial catch continues to be low relative to historic levels due to poor recruitment and low effort levels resulting from poor markets.
Albany/King George Sound purse seine	Yes	Adequate	2,683 (Quota management)	1,351	2008/09	NA	Similar catch level to last few years.
Bremer Bay purse seine	Yes	Adequate	1,500 (Quota management)	512	2008/09	NA	Highest catch for several years.
Esperance purse seine	Yes	Adequate	1,500 (Quota management)	139	2008/09	NA	Some increase has continued this year but the catch levels remain low.
Southern and west coast demersal gillnet and longline	Yes	Gummy and whiskery sharks - adequate. Dusky and sandbar inadequate but they are both anticipated to now be recovering.	725 – 1,095 (key species only)	992 (key species only)	2008/09	Yes	Previous management limited overall fishing effort to acceptable levels. Gummy shark catch exceeds their historical target range due to increasing catch rates; dusky shark catches are below target range due to effort reductions; sandbar shark catches are now in acceptable range.
Northern Inland Bioregion							
Lake Argyle catfish	Yes	Adequate	95 – 155	Less than three licences operated	2009	Yes	Catch declined due to significantly lower effort.

¹ Catch figures supplied for latest year/season available. **NA** Not assessed.



Spangled emperor (*Lethrinus nebulosa*) are one of the demersal scalefish species to which a new daily bag limit was set in 2009/10 in the West Coast Bioregion (Kalbarri to Augusta). Photo: Shannon Conway

AQUATIC MANAGEMENT

AQUATIC MANAGEMENT DIVISION	33
Aquatic Management Branch	33
Case-study 1 Rock Lobster in Focus – current issues and future management directions	35
Case-study 2 Recreational Fisheries Management in Focus – dealing with the pressure on West Coast demersal scalefish stocks	37
Aquaculture Branch	39
Aquatic Environment Branch	41
Legal and Executive Services Branch	43

Aquatic Management Division

The Aquatic Management Division has overall responsibility for the development, implementation and review of management plans for fisheries resources of importance to the commercial, recreational and indigenous fishing sectors.

The Aquatic Management Division is also responsible for:

- The protection of fish habitats and broader environmental management issues, including environmental impact assessment, biosecurity and marine planning as it relates to the fisheries sector.
- The management and development of aquaculture including land and marine-based aquaculture activities and the State's highly valuable pearl culture industry.

To support the Department of Fisheries' activities, the Aquatic Management Division also maintains an expert capability in legislative drafting, legal services and overarching governance, including risk management, audit and annual reporting.

Aquatic Management Branch

The Aquatic Management Branch undertakes the key wild-stock fishery management and administration functions of the Department of Fisheries. These management and administration functions are delivered through two bioregional management groups – the Northern Bioregions group and South-West Bioregions group.

Broader issues of policy development and implementation for wild-stock fisheries, as well as administrative matters related to whole-of-state fishery issues, are delivered through the Strategic Fisheries Policy group. The activities of the Integrated Fisheries Allocation Advisory Committee (IFAAC), which is responsible for providing advice to the Minister for Fisheries on fish resource allocations, are also supported through the Strategic Fisheries Policy group.

The two bioregional groups are responsible for the integrated management of all 'extractive' (recreational, commercial and customary indigenous) fishing activities within their bioregions.



The Department of Fisheries delivers fisheries management services to Christmas Island (pictured) under a Service Delivery Arrangement with the Commonwealth Government. Photo: Matt Pember

The Northern Bioregions group deals with fishing in the marine and estuarine waters of the Gascoyne, Pilbara and Kimberley regions, as well as northern inland waters (primarily Lake Argyle). It also oversees a number of fisheries that operate on a State-wide basis (e.g. the Marine Aquarium Fishery) in addition to the management of fishery activities in the Commonwealth's Indian Ocean Territories (Cocos-Keeling Islands and Christmas Island) under a Service Delivery Arrangement with the Commonwealth Government.

The South-West Bioregions group covers the extractive fishing activities of the marine and estuarine waters of the more populous areas of Western Australia's west and south coasts as well as southern inland waters and includes the State's largest commercial fishery – the West Coast

Rock Lobster Managed Fishery. The South-West Bioregions are also the area where most of the State's recreational fishing activity occurs.

The primary role of the bioregional management groups is to integrate information provided by the Department of Fisheries' Research Division on the status of stocks exploited by various fisheries – as well as information by the Regional Services Division on the operations of those fisheries – and provide advice to the Minister or Chief Executive Officer (as relevant) about ways in which fishers exploiting those stocks should be managed to achieve sustainable fishery outcomes. Some of these functions are delivered through Regional Fisheries Management Officers located in Albany, Carnarvon and Broome.

CASE-STUDY 1

Rock Lobster in Focus – current issues and future management directions

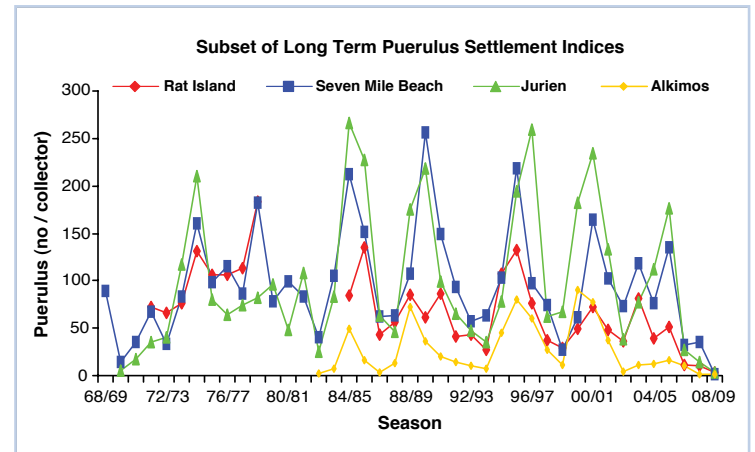


Puerulus – young rock lobster.

As the most valuable fishery in Western Australia, a significant level of resources is devoted to the management of the West Coast Rock Lobster Managed Fishery. In recent years, the managers of this fishery have needed to deal with a dramatic decline in recruitment (addition of lobsters to the population as the result of reproduction, migration or growth to legal size) to the fishery. The primary index of recruitment to the lobster fishery is the level of puerulus settlement into the fishery three to four years prior to the fishery year.

Puerulus are the final stage of the long (around nine-month) larval phase of rock lobsters. Artificial seaweed collectors are placed at various sites along the coast and used to capture some of these puerulus larvae as they return to settle and grow into adult rock lobsters. The number of puerulus captured is used as an index of the strength of recruitment to the western rock lobster stock.

Puerulus settlement typically varies with oceanographic conditions (particularly factors associated with the strength of the Leeuwin Current), but in 2006/07, 2007/08 and 2009/10 the levels of puerulus settlement fell to very low levels – well outside of the range normally experienced.



The possible causes of the reduction in the puerulus recruitment are still being investigated, but from a fisheries management perspective the key issue was the need to respond to the reduction in recruitment. Because it takes three to four years from the time that puerulus reach the coast until they enter the fishery, there has been an opportunity to adjust the management of the fishery ahead of the time when the reduced recruitment is expected to affect the fishery.

The management adjustments that were made to the West Coast Rock Lobster Managed Fishery owing to the low puerulus recruitment were designed to have a two-fold effect. Firstly they were intended to reduce the number of rock lobsters taken by the fishery to ensure that breeding stock levels would remain at acceptable levels; and secondly to stabilize the catch in the fishery across the period when the reduced recruitment was expected to impact on the number of fishable-sized rock lobsters.



CASE-STUDY 1

To this end, the Government set target catches for the fishery that would deliver these outcomes. The target catch for the 2008/09 season was set at 7,800 tonne while the target catch for the 2009/10 (and the 2010/11 and 2011/12 seasons) was set at 5,500 tonne (+/- 10 per cent). For 2009/10 the target catch was further subdivided by fishery zone and by 'whites' and 'reds' (the different colour phases of lobsters over the season).

Levels of pot usage for the initial fishing period of each of the zones were set at between 0.36 and 0.44 pots per unit (depending on the fishery zone) to limit the capacity to catch lobsters, especially during high catchability periods (i.e. times when rock lobsters are more vulnerable to capture such as during the 'whites' period). Fishing was also restricted to weekdays to further limit the catch that could be taken.



Puerulus collector being hauled aboard a research vessel.

Despite lower levels of pot usage, catch rates during traditional high catchability periods were considerably higher than expected. This resulted in catches being taken more quickly than anticipated, with the result that it was likely that catch targets would be reached, and the fishery closed, during periods of high demand (and price), such as Chinese New Year.

Consequently, a number of changes, such as a range of small temporal closures, a reduction in the unit value in Zone C to 0.3 pots per unit and additional fishing day reductions, were implemented to slow the rate of take of the available catch and ensure that the fishery could deliver catch over a longer period, including in peak price periods.

Ultimately, however, the fishery took the 5,500 tonne target catch before the traditional 30 June season-end, with closures occurring in Zones A, B and C on 13 May, 6 May and 11 June 2010 respectively as each zone achieved its target catch level.

Managing the fishery in what was effectively a competitive Total Allowable Commercial Catch environment using input controls was very complex and required a significant degree of intervention. It also limited the flexibility of fishery operators in the conduct of their business.

In order to provide a catching framework that provided more flexibility and certainty for operators while still achieving the 5,500 tonne catch outcome, the Government announced in April 2010 an in-principle decision to move the fishery to quota management from the 2010/11 season. ■

CASE-STUDY 2

Recreational Fisheries Management in Focus – dealing with the pressure on West Coast demersal scalefish stocks

Significant changes in recreational fisheries management were introduced in 2009/10 in order to meet major challenges with the management of at-risk demersal (bottom-dwelling) scalefish such as dhufish, baldchin groper and pink snapper off the West Coast Bioregion and to gain better information about recreational fishing catch and effort across Western Australia.

These included the introduction of a management package to achieve a 50 per cent reduction in recreational catches of demersal species on the West Coast. Its key features included:

- A two-month recreational fishing closure on the take of demersal species from 15 October to 15 December (inclusive).
- A mixed bag limit of two demersal scalefish, of which only one can be a dhufish.
- The application of a general boat limit of two dhufish, but in the case of a licensed charter boat a limit of six dhufish applies in recognition of the business pressures on the boat's operators.
- A requirement to carry a release weight applies to all anglers fishing for demersal species, to assist in mitigating barotrauma and improve survival rates of fish (especially dhufish)

Baldchin groper at the Abrolhos Islands.
Photo: Shannon Conway



returned to the water. Barotrauma involves injuries caused by changes in pressure as a fish is caught in deep water and pulled rapidly to the surface.

- Three month (1 November to 31 January) breeding closure for baldchin groper at the Abrolhos.

Estimating how many people recreationally fish in WA and what they catch is critical to evaluating the success of the various management strategies. To meet this challenge the Government introduced a new State-wide Recreational Fishing from Boat Licence (\$30 annually) in March 2010.

This new licence allows the State Government to engage with, and gather important information from, recreational boat fishers across WA. This information is critical to improving the ability to monitor the catch



CASE-STUDY 2

and participation of boat-based recreational fishers and vital for the proper management of recreational fish stocks.


The fees for other existing recreational fishing licences, such as rock lobster and abalone, were also adjusted to a new uniform fee of \$40. The Recreational Fishing from Boat Licence and the new fees for the other recreational licences are an integral element of improving the level of contribution that recreational fishers make towards the cost of managing recreational fishing.

All revenue raised from recreational licences will be placed in the Recreational Fishing Fund established under the *Fish Resources Management Act 1994*. This will be used to fund a range of services aimed at improving the quality of the recreational fishing experience, and long-term sustainability of WA's unique and valuable recreational fisheries.

The total cost of managing recreational fishing in 2008/09 was approximately \$14 million, with the bulk of this (\$11 million) coming through government from Consolidated Funds. The new licensing arrangements introduced in March 2010 are likely to see the community contribution from the recreational sector increase from \$3 million to approximately \$4.9 million. In addition, in 2010 the Government increased its contribution from \$11 million to \$13 million. The additional \$2 million was used to fund an extra 13 Fisheries and Marine Officer positions for recreational fishing compliance and education. ■



Western Australian dhufish



Baldchin groper



Pink snapper

Illustrations © R.Swainston/www.anima.net.au

Other Major Achievements for 2009/10

In 2009/10, the Aquatic Management Branch published a draft management plan for the Gascoyne Demersal Scalefish Fishery for formal consultation and a Fisheries Management Paper on options for resource re-allocation.

Cockburn Sound was re-opened to commercial and recreational crab fishing in a limited manner (from 15 December 2009 to 31 March 2010). New management arrangements were gazetted for the South West Beach Seine Fishery and implemented for the recreational marron fishery.

Major Initiatives for 2010/11

In 2010/11, the Aquatic Management Branch intends to implement quota management for the West Coast Rock Lobster Managed Fishery. Implementation of the Gascoyne Demersal Scalefish Management Plan is also planned.

A 12-month review is being conducted on the effectiveness of the new recreational fishing arrangements for the West Coast demersal scalefish resource.

The Integrated Fisheries Allocation Advisory Committee's recommendations on West Coast demersal scalefish will be finalised and the allocation process for Gascoyne demersal scalefish commenced. The resolution of catch sharing arrangements in the Shark Bay Scallop Managed Fishery and the charter fishing review are also to be finalised.

A key initiative will be progress towards a more formal planning and priority setting process for fisheries management across the State, in liaison with peak stakeholders.

Aquaculture Branch

During 2009/10, the Pearling and Aquaculture Branch was restructured, with the pearling component moved to the Aquatic Management Branch. The move was as a result of an internal restructure to better align departmental activities with the changing needs of the community and industry.

The newly-formed Aquaculture Branch is responsible for the management and regulation of WA's aquaculture industry. Its main functions include:

- industry management and regulation;
- policy development;
- health management;
- advice on industry development initiatives; and
- assessment and administration of licences and exemptions.

Although small by global standards, the aquaculture industry in Western Australia is diverse, sustainable and growing. The major species produced commercially include barramundi, mussels, abalone, western rock oysters, silver perch, trout, pearl oysters, yellowtail kingfish, mulloway, marron, yabbies, ornamental species, artemia (brine shrimp used in hatchery diets) and algae (for the production of beta carotene).

Management arrangements for the aquaculture industry ensure its development in WA is – and will remain – environmentally sustainable.

Investment in the industry will be stimulated by more efficient, targeted and accountable environmental monitoring and reporting processes, which will be implemented following the finalisation of a Memorandum of Understanding deregulating aquaculture from Part V of the *Environmental Protection Act 1986*. The deregulation process encompasses the development and implementation of relevant industry codes of practice, consistent licence conditions and Management and Environmental Monitoring Plans.

Major Achievements for 2009/10

In 2009/10, the Aquaculture Branch provided advice and support to a variety of aquaculture industry development initiatives. A strategic environmental assessment project was started to streamline and inform a revised environmental approvals process for large-scale aquaculture.

The development of a State policy statement for aquaculture was progressed and a policy completed on live rock, live sand and coral aquaculture, whilst a review of the abalone aquaculture policy was finished.

A comprehensive review of licence conditions across all aquaculture industry sectors was continued during the financial year. The Aquaculture Branch also continued to lead the process to provide secure tenure for offshore aquaculture in Commonwealth waters.

Major Initiatives for 2010/11

In 2010/11, the Aquaculture Branch intends to undertake a number of strategic environmental assessment projects in State and Commonwealth waters to inform the environmental assessment and management of large-scale aquaculture proposals. The processes to provide secure tenure for offshore aquaculture in State and Commonwealth waters will be continued.

The development of a Memorandum of Understanding will be initiated with the office of the Environmental Protection Authority on the assessment and referral of large-scale aquaculture ventures. The deregulation of aquaculture from the *Environmental Protection Act 1986* will be finalised and the review of aquaculture licence conditions completed.

Other substantial work will include the completion of the development of Management and Environmental Monitoring Plans for relevant aquaculture industry sectors and of the State policy statement for aquaculture. Contributions and advice will be provided by the Aquaculture Branch to the legislative reform process for aquaculture.

The Indian Ocean Territories Aquaculture Development Plan will be finalised and the industry development projects initiated by the Aquaculture Development Council concluded.

Aquatic Environment Branch

The Department of Fisheries has legislative responsibility to protect fish and their habitats throughout Western Australia. The Aquatic Environment Branch is responsible for leading the development of environmental policy frameworks and procedures to support this role.

The Aquatic Environment Branch has three functional areas: Aquatic Biodiversity, Aquatic Biosecurity and Spatial Data Management.

Aquatic Biodiversity

The Aquatic Biodiversity section is responsible for the coordination, development and implementation of policies and procedures to manage aquatic biodiversity across the Department of Fisheries. This requires working closely with other branches and divisions within the Department, and with other agencies and organisations. Its work includes responsibility for environmental regulation and assessment; state, commonwealth and regional marine planning; and marine protected areas.

The Aquatic Biodiversity section represents the Department of Fisheries at a number of cross-agency committees including the Natural Resources Management Senior Officer's Group, the River Protection Strategy Advisory Committee and the Cockburn Sound Management Council. It also has responsibility for the development and implementation of policy for the Abrolhos Islands Fish Habitat Protection Area and the Abrolhos Islands.

Aquatic Biosecurity

The Department of Fisheries is the lead state government agency for aquatic biosecurity. The focus of the Aquatic Biosecurity section is on the development of policies and procedures to mitigate the risk of any incursions of marine and freshwater pests or diseases, and managing or controlling any introductions of them.

The reasons for incursions include:

- Deliberate or accidental introductions of feral fish into waterways (e.g. through escaping from aquaculture activities or being released from ornamental aquariums).
- Accidental introduction of marine pests and diseases via the exchange of ballast water from vessels into the sea, and through the biofouling of vessels and marine equipment.

The Aquatic Biosecurity section represents the Department of Fisheries and Western Australia on the:

- National Introduced Marine Pests Coordinating Group (plus many of its supporting working groups);
- Consultative Committee for Introduced Marine Pest Emergencies; and
- Ornamental Fish Policy Implementation Working Group.

It also represents the Department on a number of 'expert panels' and working groups with industry, the Office for Environmental Protection, and the Department of Mines and Petroleum.

Spatial Data Management

The Department of Fisheries is custodian for a number of geographic datasets such as managed fishing boundaries, Fish Habitat Protection Areas and fishing zones. The task of capturing, maintaining and disseminating this information is carried out by the Spatial Data Management section.

The Department of Fisheries is a partner in the 'Shared Land Information Platform' (SLIP) initiative. This is about reducing time and costs in obtaining and disseminating spatial data and ensures that public sector agencies work collaboratively and cooperatively, so as to have access to complete spatial information to inform their decision-making.

Major Achievements for 2009/10

In 2009/10, advice was provided by the Aquatic Environment Branch on the potential aquatic environmental and socio-economic impacts of major projects such as the Kimberley LNG project, Wheatstone, and Gorgon activities at Barrow Island.

A new management plan for the Abrolhos Islands was drafted, ready for release for public consultation. Fishing restrictions were implemented under the *Fish Resources Management Act 1994* to give effect to the management plan for the Shoalwater Islands Marine Park.

The Aquatic Environment Branch represented the Department of Fisheries in the response to the Montara Well Head incident and coordinated the testing of fish for contamination. Its Spatial

Data Management section carried out the spatial recapture of all Fisheries Consolidated Management Plans for internal and external use (i.e. the Shared Land Information Platform initiative).

The coastal and marine component of the State's Natural Resource Management Program was led by the Aquatic Environment Branch. The branch also led departmental negotiations and coordinated contributions to marine and freshwater regional planning processes at a State and Commonwealth level.

Major Initiatives for 2010/11

In 2010/11, the Aquatic Environment Branch intends to complete and promote the Department of Fisheries' aquatic biosecurity policy and the associated standards, procedures, checklists and risk assessment pro-formas. It is also aiming to complete and promote the minimum conditions that are required by the Department of Fisheries for environmental assessments of major projects.

Other vital work scheduled for the year is the completion of translocation policies and procedures, which will be assessable via the Department of Fisheries' main website.

The Abrolhos Islands Management Plan will be finalised, released and its implementation commenced, after consideration and incorporation of comments received during the public consultation stage. The Corporate Map Viewer of the Departments spatial data will be completed and its use commenced.

Legal and Executive Services Branch

The Legal and Executive Services Branch was established in November 2009, amalgamating the Department of Fisheries' legislation, litigation, legal and strategic policy and planning functions.

The Legal and Executive Services Branch provides the following services:

- Legal advice to the Minister, the Chief Executive Officer, Registrar and officers of the Department of Fisheries on legislation administered by the Department, as well as legislation and other law affecting the activities, powers and functions of the Minister and the Chief Executive Officer.
 - Liaison with the State Solicitor's Office on legal questions, fisheries prosecutions and other matters before the courts impacting on the Department.
 - Management of litigation in which the Minister or the Chief Executive Officer of the Department of Fisheries is a party.
 - Representation of the Chief Executive Officer of the Department of Fisheries and Minister for Fisheries in State Administrative Tribunal matters.
 - Preparation of drafting instructions and review and comment on draft legislative instruments.
 - Drafting of 'fishery-specific' management plans (and plan amendments), orders and a range of other fisheries instruments under the relevant primary legislation.
- Maintenance of the Department's on-line legislative database in conjunction with the State Law Publisher.
 - Coordination of the Department's annual reporting responsibilities.

Appendix 3 of this report lists legislation/ instruments completed and gazetted during the reporting period (as well as State Administrative Tribunal statistics).

Major Achievements for 2009/10

In 2009/10, the Legal and Executive Services Branch has overseen amendments to the *Fish Resources Management Act 1994* and the *Fisheries Adjustment Schemes Act 1987* that were passed by Parliament in Spring 2009. In addition, it progressed the drafting of further amendments to the *Fish Resources Management Act 1994*.

Significant contributions have been made in 2009/10 by the Legal and Executive Services Branch through the provision of legal expertise and strategic policy advice in the following areas:

- Providing timely advice in respect of the nature and extent of a number of administrative powers.
- Facilitating the full consideration of issues that could potentially lead to reviewable decisions.
- Identifying underlying legal issues that may have occurred during policy development or that may warrant legislative intervention.

- Using State Administrative Tribunal decisions (including in respect of other Acts and portfolios) to guide both the development of fisheries management policy, and the use of administrative power by the Minister for Fisheries and the Department.

In 2009/10 the Legal and Executive Services Branch provided instructions to the State Solicitor's Office on proceedings in the Supreme Court relating to the validity of management arrangements in the West Coast Rock Lobster Managed Fishery. Four preliminary issues in the proceedings were heard and decided on 7 December 2009, and the reasons for decision were published on 10 February 2010 (see [2010] WASC 20). The proceedings were formally dismissed by consent on 5 March 2010.

As at 1 July 2009 the Department of Fisheries' Chief Executive Officer was the respondent in three matters before the State Administrative Tribunal. These matters were resolved by consent in September 2009.

During 2009/10 two new review applications were commenced in the State Administrative Tribunal seeking review of a decision by the Department's Chief Executive Officer. In one matter the application for review was dismissed by consent for want of standing of the applicant, and in the other matter the application for review was dismissed by consent after the Chief Executive Officer had been invited to reconsider his decision and had done so.

Major Initiatives for 2010/11

In 2010/11, the Legal and Executive Services Branch intends to finalise legislation to amend the *Fish Resources Management Act 1994* and prepare drafting instructions and other necessary documentation for legislation to replace the *Fish Resources Management Act 1994* and the *Pearling Act 1990*, provide legal and policy input in to the development of a new management plan for the West Coast Rock Lobster Managed Fishery and the new governing legislation for the Fisheries Portfolio.

In addition, the Legal and Executive Services Branch will continue to improve the information management and legal advice processes that support the making of reviewable decisions.

Another major initiative includes providing administrative law training for staff involved in developing policy relevant to the exercise of delegated administrative powers of the Chief Executive Officer.



Researchers launching a satellite-linked receiver buoy for the Department of Fisheries' white shark monitoring research project. Photo Rick Allison

AQUATIC SCIENCE AND MONITORING

RESEARCH DIVISION	46
Invertebrate Fisheries	47
Finfish Fisheries	47
Biodiversity and Biosecurity Research	48
Stock Assessment and Data Analysis	48
Case-study 3 Listening for white sharks	52

Research Division

The primary role of the Department of Fisheries' Research Division is to provide timely and quality scientific knowledge and objective advice to support the management, conservation and sustainable utilisation of the State's aquatic resources. Ongoing research, monitoring and assessment programs are focused on supporting the management of the State's major fish stocks and the marine ecosystems which underpin these resources. These activities also contribute to the Department meeting its statutory responsibilities.

The Research Division's 130-plus staff members, of which over 35 are research scientists, work within four expertise-based branches (Invertebrate Fisheries, Finfish Fisheries, Biodiversity and Biosecurity Research, and Stock Assessment and Data Analysis), with monitoring and assessment research projects frequently conducted by multi-disciplinary teams, increasingly with external research partners.

Among the key outputs from the Research Division are the annual production of the *State of the Fisheries and Aquatic Resources* report plus more detailed scientific reports and publications, but,

most importantly, it provides the scientific, fishery and resource assessment advice that assists with the management decision-making processes of the Department. Many of these individual reports are provided for annual meetings for each of the managed fisheries in WA. The information generated by the Research Division and contained within the *State of the Fisheries and Aquatic Resources* report underpins six of the Department's eight Key Performance Indicators that are presented within this Annual Report to Parliament

The major research activities undertaken by the Research Division are:

- Provision of expert scientific advice to assist the Department of Fisheries to implement a comprehensive holistic approach to management of the State's aquatic natural resources (i.e. Ecosystem-Based Fisheries Management).
- Annual reporting on the status of the key fish stocks, fisheries and their associated ecosystems within the *State of the Fisheries and Aquatic Resources* report.

- Maintenance of long-term monitoring programs and databases to enable the scientific assessment of fish stocks and their associated ecosystems.
- Development of new assessment and governance techniques to assist in aquatic management within an integrated, ecosystem-based framework.
- Generating an understanding of the threats to biosecurity and biodiversity specifically associated with aquaculture activities and to the marine and freshwater environments in general.
- Investigation of the effects of fishing on stocks, habitats, bycatch species, protected species plus the ecosystem in general.
- Undertaking research and development activities to assist with the expansion of the State's aquaculture industry.

The individual branches of the Research Division and their work are described below.

Invertebrate Fisheries

The Invertebrate Fisheries Branch undertakes research to assess and monitor the crustacean and mollusc stocks that support the State's major fisheries which include rock lobsters, prawns, pearl oysters, scallops, abalone and crabs.

The branch also assists the Biodiversity and Biosecurity Research Branch to undertake research on broader ecosystem-related issues associated

with these fisheries, such as bycatch and community structure, including a number of collaborative projects with universities, the Western Australian Museum and the Commonwealth Scientific and Industrial Research Organisation (CSIRO).

The Invertebrate Fisheries Branch is also responsible for staffing and programming the Department's major research vessel, the *RV Naturaliste*. This vessel undertakes an array of research activities throughout the year, encompassing trawling, fish trapping, rock lobster fishing, long-lining, biodiversity studies and environmental monitoring.

Finfish Fisheries

The Finfish Fisheries Branch undertakes monitoring, assessment and research to underpin management of the State's diverse finfish resources. The key finfish stocks that are studied include Western Australian dhufish, temperate snapper, tropical shallow and deep-water snappers, sharks, south coast pelagic stocks (i.e. pilchards), nearshore (i.e. Australian herring) and coastal embayment and estuarine stocks (i.e. black bream).

These species are harvested by commercial fishers supplying local and overseas markets, the recreational fishing sector (involving around 600,000 fishers) and the managed recreational charter sector. Much of this research work also relates to the species and stocks that are the focus of the Department of Fisheries' Integrated Fisheries Management strategy.

The Finfish Fisheries Branch also supports a significant number of collaborative projects at local universities and other research groups (Australian Institute of Marine Science, CSIRO) many of which involve postgraduate research students.

Significant expert scientific advice and contributions are also provided by the Finfish Fisheries Branch to assist the Department of Fisheries in negotiating with Commonwealth agencies such as the Department of Environment, Water, Heritage and the Arts, the Bureau of Rural Sciences, and the Australian Fisheries Management Authority; provision of advice to support the development of national and international strategies; and information to support World Trade Organisation export approvals for State fisheries.

Biodiversity and Biosecurity Research

The Biodiversity and Biosecurity Research Branch has State-wide responsibilities for the provision of research information relevant to the conservation of fish and protection of the environment under the *Fish Resources Management Act 1994*. This includes responsibility for biosecurity issues such as assessing the introduction of exotic species and the provision of fish pathology services, as well as all freshwater research and production of trout, marron and native fish species at the Pemberton hatchery and Shenton Park. This branch also has responsibility for the Department's set of marine aquarium facilities.

The work of the Biodiversity and Biosecurity Research Branch is carried out in collaboration with the Division of Aquatic Management, the Department of Environment and Conservation, various universities, the Natural Heritage Trust, and port and harbour authorities.

Stock Assessment and Data Analysis

The Stock Assessment and Data Analysis Branch provides support for the entire Research Division in the fields of statistical design and analysis, population dynamics and stock assessment, data management, monitoring of fishery catch and effort, library services, recreational and other surveys, and research information systems and information technology. This branch maintains the Department's extensive commercial fisheries and charter boat databases and undertakes leading-edge research into the development of fisheries stock assessment models and sustainability reporting techniques.

In addition, the Stock Assessment and Data Analysis Branch carries out major recreational fishing and community and stakeholder attitude surveys – the results of which are added to the comprehensive fisheries databases maintained by the Research Division.

This group works in close collaboration with the other Research Division branches and is primarily responsible for assessing the status of most fish stocks in Western Australia. It is through these

assessments that the success of the Department's fisheries management arrangements is effectively monitored.

Major Achievements for 2009/10

In addition to the ongoing monitoring and assessment functions (which were all documented in the 2009/10 Research and Development Plan), in 2009/10, the Research Division achieved the following successes:

- Real-time monitoring of the rock lobster catches was undertaken and an evaluation of management options completed for the mid-season reviews.
- The stock assessment model for western rock lobster was reviewed by national and international experts and the development of an improved Individual Transferable Quota-based model has begun.
- A Fisheries Research and Development Corporation (FRDC) research project on oceanographic modeling of the larval phase of the rock lobster fishery was initiated in collaboration with the CSIRO.
- An independent survey on the status of rock lobster stocks in the Big Bank region was initiated to provide base-line information to evaluate the effects of the closed area.
- An FRDC project on the effect of western rock lobster fishing on the deepwater ecosystem of the west coast of Western Australia was completed.
- An assessment of the effect of climate change on the western rock lobster fishery was undertaken.
- An assessment of the spawning stock and recruitment of blue swimmer crabs in Cockburn Sound and a management decision-rule framework was developed to determine the extent of the opening of the fishery.
- A recreational survey of crab fishing in the Peel-Harvey and a survey of recreational boat fishing for the West Coast Bioregion, for the period July 2008 to June 2009, were completed.
- The methods for conducting surveys of recreational fishing surveys underwent significant improvements through a review process involving inter-state and international experts in the experimental design of surveys.
- A pilot project, using Natural Resource Management funding, on estimating the shore-based recreational fishing catch in the metropolitan region was completed.
- An FRDC project on cost-effective methods of monitoring age composition of scalefish was completed.
- Protocols for ensuring quality control in otolith-based fish ageing were completed and documented.
- The eighth 'Indo Pacific Fish Conference' and 2009 Australian Society of Fish Biology conferences on biodiversity jointly held at Fremantle were successfully facilitated.

- A project funded by the National Heritage Trust on 'building a community-based Research Angler Program in the Gascoyne Coast bioregion' was completed.
- A collaborative study with the CSIRO into the fine-scale stock structure of spangled emperor in the Ningaloo Marine Park and Gascoyne bioregion was completed.
- A preliminary baseline survey of coral habitats at the Abrolhos Islands was completed.
- A cost-effective monitoring program for marine habitats and invertebrates at Cocos-Keeling Islands was established.
- Designs were completed for pest monitoring for several of Western Australia's most at-risk port facilities.
- A 'user-friendly' handbook of introduced marine species in Western Australia has been produced.
- An FRDC project to assess nets with different mesh sizes was undertaken for the Shark Bay scallop fishery.
- The status and risk of all finfish resources in the State to allow prioritisation of the monitoring and assessment resources were reviewed.
- An external review of abalone stock assessment by the South Australian Research and Development Institute was completed.
- A catch prediction model for the Perth recreational abalone fishery was developed to

assist in the management of the new 40-tonne Total Allowable Recreational Catch.

- Conducted bycatch (including threatened, endangered and protected species) risk assessment for the Gascoyne and West Coast bioregions.
- Carried out a survey for the exotic prawn viruses IHNV (Infectious Hypodermal and Hematopoietic Necrosis Virus) and WSSV (White Spot Syndrome Virus) in Western Australian prawn fisheries
- A total of 2,500 critically-endangered Margaret River marron juveniles were produced and restocked into the wild.

Major Initiatives for 2010/11

In 2010/11, in addition to its ongoing roles (which will all be documented in the 2010/11 Annual Research and Development Plan), the Research Division intends to:

- Begin an FRDC-funded project on increasing of the understanding of the causes of the low puerulus settlement in the western rock lobster fishery.
- Commence a Cooperative Research Centre-funded bio-economic modeling project to further examine the maximum economic yield for the western rock lobster fishery.
- Complete the development of the new spatial model for the western rock lobster fishery.
- Complete a project to determine connectivity

and status of key indicator species in the nearshore waters of the West Coast bioregion.

- Develop and trial a new, fully-integrated approach to surveys of recreational boat-based fishing using the Recreational Fishing from Boat Licence that was introduced this year.
- Develop a database to capture data on the distribution of freshwater fish and crayfish in WA, using an interactive website which will be launched in August 2010.
- Develop techniques for large-scale breeding of endangered native fish for restocking water bodies.
- Restock Margaret River with critically-endangered hairy marron produced at Pemberton Freshwater Research Centre.
- Develop introduced marine pest monitoring designs for the ports of Christmas Island and Port Hedland.
- Start a Cooperative Research Centre-funded greenlip abalone enhancement study to determine the growth and survival of abalone released in the wild fishery.
- Completion of cooperative FRDC-funded projects examining the relative efficiency of gear and resource availability in the tropical demersal fisheries and the stock structure of blue and king threadfin species across northern Australia.
- Development of monitoring and assessment plans for all northern and southern finfish fisheries managed by the State.
- Commence a FRDC-funded project to evaluate movements of key shark species in WA to define the relationships of populations in different bioregions.
- Begin a Seafood Cooperative Research Centre-funded bioeconomic modelling project to further examine the maximum economic yield for the western rock lobster fishery.
- Begin a preliminary stock assessment for Shark Bay crab fishery.
- Initiate a program for the early detection of invasive species at high-risk port facilities.

CASE-STUDY 3

Listening for white sharks

During 2009/10 the Department of Fisheries has put in place the technology for an exciting and innovative project to monitor the occurrence of ‘tagged’ white sharks (also known as great whites or white pointers) off a number of locations in WA, including some near Perth metropolitan beaches.

The collaborative project between Department of Fisheries’ research scientists and the CSIRO’s Wealth from Oceans initiative is collecting information on the movement and behaviour of white sharks in the region. It is hoped that by having a better understanding of the behaviour and occurrence of this species off Perth’s beaches, this may potentially help to manage the risks of attacks on people.


The State Government-funded component of this project has deployed acoustic receivers, which are placed from Ocean Reef in the north to Port Kennedy in the south and out to Rottnest Island to monitor detections of white sharks that have been tagged with acoustic transmitters.

The project involves fitting uniquely-coded acoustic transmitter ‘tags’ on up to 100 white sharks, which can be detected by the network of acoustic receivers. Some of these underwater receivers are linked to a satellite-linked radio communications system mounted on nearby buoys.

After a tagged shark is detected by one of the satellite-connected receivers, a radio message



Putting in place the underwater hydrophone part of an acoustic receiver. Photo: Rory McAuley



Fisheries research staff releasing one of the buoys that carry acoustic receivers. Photo: Rick Allison

containing the unique tag and receiver identification numbers is transmitted from the buoy to the systems manufacturer (Amrix Systems Inc.) in Canada via the Iridium satellite network. This message is then decoded, verified and emailed to the Department of Fisheries’ shark monitoring database that then notifies public safety authorities, including Surf Life Saving WA and the Water Police to advise them that a tagged shark is present.

As part of this and related projects, by the end of 2009/10, 89 sharks had been tagged. This is not an easy task as it involves a researcher manually placing an acoustic transmitter tag into a white

CASE-STUDY 3

shark, mostly when they have been detected by Fisheries and Marine Officers feeding on carcasses of dead whales that occur from time-to-time off the WA coastline. Data from the tagged sharks will be collected over a two-year period.

Although this is a strategic study to improve our knowledge of the movement and behaviour of sharks from which a better understanding of the overall risks of attacks may be generated, the WA Government's Shark Incident Emergency Response Group will be advised of any detections in the Perth region so that these can be dealt with in a manner consistent with all reports of sightings of sharks that occur off metropolitan beaches.

The Department of Fisheries manages the Shark Incident Emergency Response Plan for Western Australia for both metropolitan and regional areas. As part of the plan the Water Police, government agencies, local councils and community groups (such as Surf Life Saving WA) work together to deal with sighting reports.

All shark sightings should be reported to the Water Police on 9442 8600.

More details on shark safety information and the Shark Monitoring Network can be found on the Department of Fisheries' main website at:

www.fish.wa.gov.au/shark ■



Preparing to tag a shark with the acoustic tag attached to the tagging pole.
Photo: Dallis Strick




Sharks are attracted to food – in this case a dead whale.
Photo: Rory McAuley



Face to face – a Fisheries and Marine Officer explains the rules to a boat fisher. Photo: Henrique Kwong

AQUATIC COMPLIANCE, LICENSING AND EDUCATION

REGIONAL SERVICES DIVISION	55
Regional Services Branch	55
Licensing and Registry Services Branch	61
Communications and Education Branch	63



Regional Services Division

The Regional Services Division includes all the operational arms of the Department of Fisheries. The division is comprised of the following branches – Regional Services, Licensing and Registry Services, and Communications and Education.

The three branches – and the services delivered by them – form the Department’s primary public interface. The staff work closely with the Western Australian community to ensure fishing behaviour is consistent with the ‘Fish for the future’ objective.

Staff in the Regional Services Division are widely dispersed around the coastal areas of the State and located in five regional offices, 12 district offices, the Department’s Perth head office and the Western Australian Fisheries and Marine Research Laboratory at Hillarys.

Regional Services Branch

The Regional Services Branch is responsible for the delivery of fisheries enforcement in recreational and commercial fisheries, the pearling and aquaculture industries, and in Fish Habitat Protection Areas

and marine parks. It also provides some education services, along with marine safety services, on behalf of the Department for Planning and Infrastructure.

The Regional Services Branch is also actively involved in joint operational planning and cross-authorisation training with the Department of Environment and Conservation, so as to maximise the efficiency and effectiveness of both departments’ compliance and at-sea servicing requirements in marine parks and reserves.

A wide range of compliance tools are used by the Regional Services Branch to ensure that industry and the public are complying with fisheries legislation. These tools include land and sea patrols, aerial surveillance, covert operations, mobile patrols and educational activities. Compliance strategies are developed and resources allocated to fisheries and areas of highest risk through a comprehensive risk assessment process.

The Regional Services Branch is comprised mainly of five regional offices – Gascoyne, Metropolitan, Mid-west, North and South – which each control

a number of district offices. These regions are supported by the Perth-based Central Support Services and Strategic Policy sections of the Regional Services Branch.

The Strategic Policy section of the Regional Services Branch develops and implements strategic compliance policy and standards, and delivers the following services:

- compliance risk assessments for fisheries;
- development of occupational health and safety standards for Fisheries and Marine Officers;
- review and implementation of fisheries management and compliance legislation;
- recruitment and training of new and existing Fisheries and Marine Officers;
- collection and analysis of compliance data; and
- compliance research projects.

In addition, the Strategic Policy section plays a pivotal role in the coordination and collation of comments required on fisheries legislation, policy and other matters that impact on the Regional Services Branch's ability to deliver compliance services.

The Central Support Services section within the Regional Services Branch provides support, direction and coordination for major investigations and prosecutions, and develops operational compliance standards and procedures for the branch. The section

consists of the Serious Offences, Intelligence, Vessel Monitoring System, and Prosecution units, which deliver the following services.

Serious Offences Unit

- Conducts major investigations and initiates proactive intelligence-driven operations, targeting serious and organised criminal activity within the fishing sector.
- Provides specialist investigative training.
- Provides technical assistance in relation to covert surveillance.

Fisheries Intelligence Unit

- Responsible for the Department's recording and production of intelligence products to support strategic, operational and tactical needs of compliance programs.
- Development and implementation of the 'Seastar' intelligence database, with the capability for all Fisheries and Marine Officers to electronically enter information and subsequently interrogate the system.
- Development of Memorandum of Understandings with external agencies for the lawful sharing of information.

Vessel Monitoring Unit

- Responsible for the Department's recording and monitoring of vessels in commercial fisheries in which the Vessel Monitoring System has been implemented, and the

provision of support for prosecutions that involve use of the Vessel Monitoring System.

- Upgrading and development of Vessel Monitoring System technology across many fisheries.
- Implementation of the Vessel Monitoring System into new and current fisheries under new effort management arrangements.

Prosecution Unit

- Responsible for the reporting of all fisheries prosecutions, infringements and warnings.
- Provides legal interpretation and dissemination of legal opinions.
- Supplies prosecution training for Fisheries and Marine Officers.



Fisheries and Marine Officer recruits in training for boarding vessels at sea.

Table 4. Key Compliance Statistics for the Regional Services Branch

Mode	2008/09	2009/10
Prosecutions		
Commercial	23	41
Recreational	118	266
Infringements		
Commercial	104	72
Recreational	414	787
Infringements – warnings		
Commercial	242	172
Recreational	856	1,487

Major Achievements for 2009/10

State-wide

- Recruitment and training of 17 new trainee Fisheries and Marine Officers.
- Development and implementation of six new mobile patrols State-wide.
- A review of the *Fishwatch* service with a view to improving collection and reporting functions.
- A review was undertaken of all Vessel Monitoring System-related legislation and systems.
- Training was conducted for Fisheries and Marine Officers on Vessel Monitoring System-related technical issues and standard operating procedures.
- Amendment of the Service Level Agreement between the Department of Transport and the Department of Fisheries to better facilitate at-sea related marine safety and fisheries compliance effectiveness and

greater efficiencies in compliance and education programs.

- Educational programs were delivered into metropolitan and regional schools to over 3,000 school children in the last year. The sessions focused on teaching children about fish biology, aquatic biology and sustainable recreational fishing.

Northern Region

- A permanent fisheries compliance presence was established in the east Kimberley, with a Fisheries and Marine Officer now based in Kununurra.
- The capacity for recreational fisheries compliance was increased in the Northern Region, with the establishment of a dedicated mobile patrol based in Broome.
- Approval was received from the Commonwealth Attorney General's Department for proposed recreational fisheries management strategies and collaborative fisheries compliance enforcement at the Cocos (Keeling) Islands and Christmas Island.
- The agreed outcomes for the *Accord for the Management and Conservation of Barramundi and Threadfin 2007* were progressed.

Gascoyne Region

- The procurement, fit-out and badging of new recreational fishing mobile patrol units that will be deployed across the State.
- The Point Quobba Fish Habitat Protection

Area was expanded in July 2009 to better preserve and protect the entire coral reef and lagoon system.

- A joint servicing arrangement was formalised with the Department of Environment and Conservation to accommodate volunteers to staff the Coral Bay Information Centre during peak visitor periods and school holidays.

Mid-west Region

- A new patrol vessel (*PV Houtman*) was commissioned to support compliance activities in the West Coast Rock Lobster Managed Fishery.
- Five additional dive trail systems were deployed within key dive sites at the Abrolhos Islands Fish Habitat Protection Area.
- An educational digital video disk of the Abrolhos Islands was developed in collaboration with the Northern Agricultural Catchment Council.

Metropolitan Region

- Regional compliance and district offices in Mandurah were moved to the Marine Operations Centre – Peel Region.
- An 8-metre Rigid Inflatable Boat was delivered to the Lancelin District Office and a new 8.5-metre Rigid Inflatable Boat was completed and delivered to Rockingham District office.

Southern Region

- A permanent position was established for a Marine Education Officer for the south coast based in Albany.
- Joint servicing and collaborative management arrangements were implemented with the Department of Environment and Conservation for compliance and education services in Walpole-Nornalup Inlets Marine Park.

Major Initiatives for 2010/2011

Northern Region

- Increased recreational fisheries compliance will be delivered in the Northern Region.
- Island-specific recreational fisheries management legislation will be developed and the implementation of fisheries compliance enforcement progressed at the Cocos (Keeling) Islands and Christmas Island.
- The agreed outcomes from the *Accord for the Management and Conservation of Barramundi and Threadfin 2007* will be progressed by advancing legislative amendments to the Kimberley Gillnet and Barramundi Fishery Management Plan 1989 and the recreational fishing management arrangements.
- Additional amendments to the Kimberley Gillnet and Barramundi Fishery Management Plan 1989 will be progressed to update it and remove outdated clauses.

Gascoyne Region

- The Gascoyne Demersal Scalefish Managed Fishery management plan 2010 is scheduled to be implemented on 1 November 2010. The new Management Plan will provide a consistent set of commercial line fishing management arrangements across the south of the Gascoyne, underpinning the long-term sustainability of demersal fish stocks in the region.
- A one-year extension of the interim management plan for the Shark Bay Crab Interim Managed Fishery has been sought to address a number of issues relating to resource sharing between user groups. It is expected that the interim managed fishery will progress to a managed fishery on 1 September 2011.

Mid-west Region

- Effective compliance services to the West Coast Rock Lobster Fishery, which has changed to a quota-based fishery, will be delivered.
- The Abrolhos Islands Management Plan 2010-2020 will be released.
- New public recreation infrastructure will be installed at Turtle Bay, East Wallabi Island.
- A 'grey' and 'black' water recycling system will be installed at the Department's Saville-Kent Research Centre on Big Rat Island.

Metropolitan Region

- A district office in Lancelin with two new Fisheries and Marine Officers will be established to provide compliance services focused on western rock lobster and demersal scalefish.
- A mobile patrol based out of the Hillarys District Office with two new Fisheries and Marine Officers will be established to enhance the compliance program on west coast demersal scalefish and other recreational fisheries. The patrol will focus on the coastline from Two Rocks to the southern end of the Jurien Bay Marine Park.
- A mobile patrol based out of the Fremantle office with two new Fisheries and Marine Officers will be established to provide additional compliance services in recreational fisheries both within the metropolitan region and in other key areas around the State when required.
- A mobile patrol based out of the Mandurah office with two new Fisheries and Marine Officers will be established to provide additional compliance services in recreational fisheries within the metropolitan region.

Southern Region

- Consultation will be completed and new management arrangements implemented for the South Coast Crustacean Fishery.
- A mobile patrol based out of the Busselton office with two Fisheries and Marine Officers will be established for recreational fishing compliance patrol activities across the Southern Region.
- The collaborative operational plan for Walpole-Nornalup Inlets Marine Park with Department of Conservation and Environment will be reviewed to establish an agreed revised set of compliance and education targets.

Licensing and Registry Services Branch

The Licensing and Registry Services Branch is responsible for the provision of licensing services for commercial fishing, recreational fishing, pearling and aquaculture.

The core business areas of the Licensing and Registry Services Branch are:

- Consideration of applications in accordance with the requirements of the *Fish Resources Management Act 1994* for the:
 - a. granting and renewal of fish processing, aquaculture, pearling, commercial and recreational fishing licences;
 - b. transfer and variation of fish processing, aquaculture, pearling and commercial fishing licences; and
 - c. notation, removal and variation of security interest notations on the Register.
- Management of the Fisheries Licensing and Management System (FLAMS) and the on-line renewal and payment facility.
- Maintenance of a register of authorisations, exemptions and aquaculture leases, pursuant to Part 12 of the *Fish Resources Management Act 1994*.

The Manager Licensing and Registry Branch has been appointed as Registrar for this purpose. The registry function is carried out on a day-to-day basis

by officers of the Licensing and Registry Services Unit under the authority of the Registrar.

Appendix 4 of this report outlines the relevant provisions of the Act and lists the activities that have taken place under those provisions during the reporting period (as well as State Administrative Tribunal statistics).

Key Workload Statistics

Table 5. Recreational Fishing Licences

Licence activity	2008/09	2009/10
Recreational Fishing From Boat ¹	0	63,810
Western Rock Lobster	22,000	23,267
Abalone	9,454	11,164
Marron	7,559	7,828
South West Freshwater Angling	4,864	5,432
Net Fishing	6,441	7,989
Umbrella	16,178	14,282
TOTAL	66,496	133,772

¹ Licence was introduced on March 1, 2010

Recreational Fishing Licensing

During the 2009/10 financial year there was a significant change to recreational fishing management arrangements. A new licence type was introduced on March 1 2010 for all recreational fishing activity undertaken from a powered boat. The introduction of the licence will provide valuable data to support the Department's management efforts.

Table 6. How Licences were Renewed

Renewal modes (licence per individual)	2008/09	2009/10
Department of Fisheries' offices	13,884	24,541
Australia Post outlets	29,935	49,097
On-line	17,468	45,269
TOTAL	61,287	118,817

Commercial Fishing Licensing

The Licensing and Registry Services Branch manages the Department of Fisheries' commercial licensing program. As amendments to Managed Fishery Plans and fisheries legislation are ongoing, the branch must ensure that these changes are reflected in Fisheries Licensing and Management System (FLAMS) and associated process adjusted accordingly.

Aquaculture Licensing

The Licensing and Registry Services Unit is responsible for the management of the licensing of aquaculture activities.

Table 7. Types of Aquaculture Licence

Aquaculture Licences – mode	2008/09	2009/10
Freehold	360	359
Non-freehold	88	91
Marron	312	313
Other ¹	48	46
TOTAL	808	809

¹ Note that 'Other' category includes yabby, silver perch, trout and ornamental fish.

Major Achievements for 2009/10

In 2009/10, the Licensing and Registry Services Branch carried out a number of major initiatives, including the implementation of the licensing arrangements for the new Recreational Fishing from Boat Licence.

The Fisheries Licensing and Management System (FLAMS) was successfully modified and enhanced to incorporate new business rules as a result of changes to managed fishery plans. Unitisation was carried out of the new West Coast Demersal Scalefish Interim Managed Fishery and the Gascoyne Demersal Scalefish Interim Managed Fishery.

Urgent changes to commercial licensing arrangements were implemented to reduce fishing effort in the West Coast Rock Lobster Managed Fishery to aid sustainability of western rock lobster stocks.

Major Initiatives for 2010/2011

In 2010/11, the Licensing and Registry Services Unit intends to implement licensing arrangements for the Gascoyne Demersal Scalefish Interim Managed Fishery, and catch limits (quota) for the West Coast Rock Lobster Managed Fishery for the 2010/11 season.

Work should be finalised on software and procedural changes on the Public Register to enable the public to have access to historical versions of authorisations, exemptions and leases – not just current data.

Compliance with public sector standards of the Address Management Policy will be carried out in order to ensure the accuracy of address information on the FLAMS so that licence holders receive licences and information sent to them.

Work will be commenced on the introduction of the renewal of Commercial Fishing Licences on the Department of Fisheries' website.

Communications and Education Branch

The Department of Fisheries' Communications and Education Branch aims to build the knowledge, values and attitudes that are necessary to reinforce sustainable community behavior in the aquatic environment by keeping the Western Australian community informed about developments in marine science, fisheries management and compliance, and engaging the community in marine education, research, policy and planning processes.

The Communications and Education Branch is comprised of four integrated functional areas – communications and publishing, media liaison, education and volunteers (MarineDiscoveryWest and Fisheries Volunteers) and the Naturaliste Marine Discovery Centre.

Major Achievements for 2009/10

In 2009/10, the Communications and Education Branch achieved the following:

Communications and publishing

- More than 100 communications strategies were developed and conducted, incorporating publications, media statements, interviews, public launches and announcements, signage and poster campaigns on subjects across the Department's entire range of activities.
- A range of over 150 technical, educational and promotional print and e-media titles were published, including the Department's websites, the quarterly Western Fisheries magazine, research and management reports, log books, recreational fishing guides, species identification guides, posters, stickers, signage, display banners and other material to support the Department's strategic goals and operations.
- Significant contributions into the development and implementation of a new program to increase the flow of recreational fishing information to the community, ensuring even broader access to a range of important educational material at convenient locations, including tackle shops, visitor centres, roadhouses, boating-associated outlets and a variety of other businesses across the State. The design and supply of the brochure stands, publications and promotional material for this program were also provided.
- The Department's websites and Intranet form a key element in its communication. The main departmental corporate website experienced

Big day for website

On the launch day of the Recreational Fishing from Boat Licence, the Department of Fisheries' corporate website handled some 28,024 page views – over four times the number of page views experienced on average on a daily basis. A number of web pages and a special web domain were created to highlight the characteristics of the new licence and the associated initiative to protect vulnerable demersal scalefish species.

Top-Ten Most Viewed Web Pages in 2009/10 (constituting one third of overall page views)

1. Home Page
2. Recreational Fishing
3. Changes To Recreational Fishing Licences
4. Recreational Fishing on the West Coast
5. New Recreational Fishing from Boat Licence (RFBL)
6. Recreational Fishing Licences
7. Jobs at the Department of Fisheries
8. Commercial Fishing
9. About Recreational Fishing Licences
10. New Rules for Fishing for Rock Lobster

Puerulus at-a-glance

As a visual aid for fishers and other interested parties concerned about the future of the western rock lobster fishery, at-a-glance graphical information was provided on the Department's corporate website. This information shows trends in the 'settlement' of puerulus (juvenile rock lobsters) on WA's south-west coast and on the lobster catches recorded during the 2009/10 season, on a monthly and weekly basis respectively.

over 2.243 million page views (one user loading a page of the website) in 2009/10, with 3.8 pages viewed on average by each user, who spent an average of 3.14 minutes on the site. 625 GB of information was downloaded from the site during the year. Work was carried out to further refine the corporate website to provide easier access to information for its users.

Media liaison

- Responses included responses to 926 enquiries from Perth, regional WA, interstate and international news organisations, including newspaper and online publications, and radio and television broadcasters. The media unit also developed or contributed to 96 media statements and helped plan activities to attract media coverage for a range of departmental initiatives, including:
 - New sustainability initiatives and rules for recreational fishers.
 - Introduction of the Recreational Fishing from Boat Licence.
 - Management changes for the western rock lobster fishery.

Education and volunteers

- Participation in structured school education programs and activities across the State continues to be very strong, with a rise of 30 per cent compared to 2008/09 figures (see Table 8). This included continued participation in Naturaliste Marine Discovery Centre education programs, with the delivery of over

450 structured activities to schools during the year, and delivery to schools in the Indian Ocean Territories (Cocos-Keeling Islands and Christmas Island) to over 700 participants.

- Professional learning opportunities were provided to educators/teachers at the Naturaliste Marine Discovery Centre in collaboration with government and non-government agencies.

Table 8. Educational Activities for 2009/10

Region or District	Number of structured school activities*	Number of participants	Number of events or shows	Number of participants	Number of community events	Number of participants
Indian Ocean Territories	44	733	1	100	1	100
Northern Region ¹	114	3,375	5	1,492	6	200
Gascoyne	20	760	–	–	1	7
Mid-West	20	400	–	–	–	–
NMDC	473	12,160	–	–	8	145
Metropolitan	113	2,650	5	2,220	13	890
Bunbury/Busselton ²	21	546	5	1,275	5	194
Albany/Esperance	70	1,727	2	750	7	185
TOTAL	875	22,351	18	5,837	29	1,721

* A structured school activity involves a supervised program with Department of Fisheries' Community Education Officers.

¹ The Community Education Officer for the Northern Region, which incorporates Broome, Karratha, Kununurra and Wyndham, has been vacant since December 2009. This position will be filled for the start of the 2010/11 financial year.

² The Community Education Officer for the Southern Region, delivering education programs in Bunbury and Busselton and their environs, has been vacant since February 2010. This position will be filled for the start of the 2010/11 financial year.

- The Department’s volunteers continue to play an important role in community education and provide assistance with research data collection throughout the State. Some areas again experienced a decline in the number of volunteers and activities, in part due to staff retention and recruitment issues, the increasing complexity and shifting focus of fisheries management, cost of fuel and volunteer retirement.

Table 9. Number of Fisheries Volunteers by Region by Year

	2008/09	2009/10
Northern Region		
Broome	5	5
Karratha	14	7
Mid-West Region		
Geraldton	16	11
Dongara	3	3
Metropolitan Region		
Perth/Mandurah	42	42
Naturaliste Marine Discovery Centre	6	6
Southern Region		
Bunbury/Busselton	10	4
Albany/Esperance	12	7
TOTAL	108	85

Naturaliste Marine Discovery Centre

- More than 100 WA schools have visited the centre.
- Discovery Centre staff, in collaboration with the education and the communications and publishing sections, developed two significant marine education projects:

- The Perth Beachcombers Education Kit was completed and delivered to every metropolitan school and many community groups State-wide, with an overwhelmingly positive response from recipients.



- Part 1 (years K-6) of the WA Marine Education Kit project has commenced with \$150,000 annual sponsorship support from Woodside Energy.

Major Initiatives for 2010/11

- A review will be carried out on the structure of the Communications and Education Branch in 2010/11.

Communications and publishing

- Planning and development of the new corporate website will commence in the 2010/11 financial year. The website will be based on the 'Citizen Centric' model and Office of e-Government web guidelines, with involvement from both within the different parts of the Department and related stakeholder groups.
- Finalise development of an innovative electronic guide to Western Australian recreational fishing rules, providing bag and size limits that can be accessed using third-generation (3G) mobile phones.
- Development of new digital asset management for departmental photographic resources allowing much greater flexibility and efficiency in the cataloguing and distribution of these valuable assets.

Education and volunteers

- Finalisation of the Community Education Strategic Plan.
- In collaboration with the Naturaliste Marine Discovery Centre, Part 1 (years K-6) of the WA Marine Education Kit will be implemented.
- The Fisheries Volunteer program will be consolidated across Western Australia, in line

with the State Government's draft *Strategy for Volunteering 2010-14*.



Exploring the intertidal zone during the Reef Explorer school holiday activity at the Naturaliste Marine Discovery Centre. Photo: Carina Gemignani

Naturaliste Marine Discovery Centre

- A redeveloped website will be finalised and rolled-out in 2010/11, providing a substantial educational resource for teachers and students.
- Part 1 of the WA Marine Education Kit will be completed and the development commenced of Part 2 (years 7-10).
- The range of activities carried out in the Discovery Centre will be expanded, and displays and links with key stakeholder groups improved.



The Department of Fisheries relies on regular client surveys for feedback on customer service performance, including questionnaires distributed to recreational fishers. Photo: Andrew Cribb

CORPORATE SERVICES

CORPORATE SERVICES DIVISION	68
Shared Corporate Services	68
Customer Service Management	68
Human Resources Branch	69

Corporate Services Division

Shared Corporate Services

The Department of Treasury and Finance – Office of Shared Services (DTFSS) delivers corporate services, such as financial and human resources across the public sector from a single location, using a common system. The Department of Fisheries' personnel functions were transferred in October 2009. This complements the existing finance and payroll modules previously adopted.

Customer Service Management

The Department of Fisheries' Customer Service Feedback Management System was established to ensure that complaints are heard and dealt with fairly and quickly. The system also records complimentary feedback and suggestions for the improvement of service.

The management and staff of the Department respect the right of members of the community to complain about the standard of service provided by the Department. The Department's commitment to fair, equitable and timely resolution of complaints,

and recognition of both positive and negative feedback at all levels of the organisation, are described in its Feedback Management Policy (see below) and related documents.

Our Policy

The Department will deal with complaints effectively and promptly without prejudice or bias. At all times we will be honest and fair in our dealings with customers.

The Department has an internal Customer Service Council to develop and improve standards, policies and procedures; devise the Department's Customer Service Charter; and develop a customer service feedback system.

The Customer Service Charter provides procedures for the effective management and resolution of feedback and complaints by members of the public. It outlines the Department's Feedback Management Policy and meets the criteria for effective complaints handling laid down by the Australian Standard (AS ISO 10002-2004).

The Feedback Management System enables the Department to manage and respond to complaints, compliments and suggestions in a timely and equitable manner.

Maintenance of the Customer Service Charter and the Feedback Management System is now the responsibility of the Customer Relations Manager.

In addition to the Feedback Management System, the Department also relies on regular client surveys for feedback on customer service performance. This data is gathered in a number of ways, including questionnaires distributed by Fisheries Volunteers to recreational fishers, the commercial fishing fleet logbook system and an annual community attitudes survey.

The Feedback Management System

This specialised software package was developed to enable staff to record and assign a response time to feedback from customers, whether it is a complaint, a compliment or a suggestion provided to the Department by clients in person or by telephone, letter, facsimile and e-mail. The Customer Relations Manager manages the system and Feedback Liaison Officers are assigned to each area and regional office to oversee the day-to-day running of the system.

To encourage support and understanding of the new system, the Department produced a suite of brochures that outline the feedback process to clients and the public. A *Policy for Customer Feedback, Guidelines for Staff; the Customer Service Charter – Our Commitment to You* and *Feedback for*

the Future brochures are available from departmental offices and on the Department's main website.

Overview of 2009/10

The Department received two complaint items, one suggestion and two complimentary items of feedback through the Feedback Management System during 2009/10.

One of the complaint items related to incorrect recreational fishing licensing information displayed on the Department's Recreational Online Licensing System. The matter was investigated and the error rectified.

To meet the requirements of the Customer Service Charter, the Feedback Management System is continually being reviewed by the Customer Relations Manager to improve the system and ensure the best possible customer service.

Outlook for 2010/11

The amended Feedback Management System will be continually monitored during 2010/11 to assess its effectiveness.

Human Resources Branch

The primary focus for the Human Resources Branch during 2009/10 was to lead the roll-in of human resources and payroll functionality into the Shared Services model for Corporate Service delivery. The Department undertook a comprehensive change management and training program that took into account the diverse

geographical locations of fisheries staff throughout Western Australia.

Major Achievements for the Human Resources Branch for 2009/10 also include:

- A Strategic Human Resource Management Plan being developed and implemented for the Department of Fisheries. The *Plan for Our People* aligns personnel strategies and initiatives with the strategic goals of the Department.
- Receiving a Silver Award for the Department's Occupational Safety and Health Management systems as assessed under the WorkSafe Accreditation framework.
- Leading the public sector in the development and implementation of a comprehensive conduct and behaviour course, based on the revised WA public sector code of ethics. The course was later adopted within the public sector as a suitable method for agencies to train staff in accountable and ethical decision-making.
- Concluding negotiations with registration of the 2010 Department of Fisheries Agency Specific Agreement in the Western Australian Industrial Relations Commission.

Annual Staffing Level

The annual staffing level for the year was 402.0 employees as at 30 June 2010.

Table 10. Department of Fisheries Staffing Levels for 2009/10

	September 2009	December 2009	March 2010	June 2010
Actual Full Time Equivalent	419.6	410.2	401.6	402.0

The staffing levels outlined above are a snapshot of the number of Full Time equivalent (FTE) staff paid on the last pay day in each quarter of 2009/10.

The number of FTEs has fluctuated throughout the year as a result of variations to the number of externally-funded positions, receipt of additional funding and as a result of positions being vacant and/or incumbents being on unpaid leave during various reporting periods.

The approved FTE for the Department of Fisheries at the commencement of 2009/10 was 398 full-time equivalent staff. During the financial year additional funding was approved and received from Treasury in support of activities related to legislative changes in fisheries management and licensing (approximately an additional 21 FTE).

Whilst the approved FTE number rose to 419 for the Department of Fisheries in 2009/10, 17 positions were vacant in the March quarter. The number of FTEs paid in the final pay period for 2009/10 rose slightly to 402.0, noting that seven staff were on unpaid leave.



Amongst the more unusual marine life found at the Houtman Abrolhos Islands, where the Department of Fisheries is the lead management agency, are nudibranch (sea slug) species. Photo: Shannon Conway

DISCLOSURES AND LEGAL COMPLIANCE

Independent Audit Opinion on Financial Statements and Key Performance Indicators	72
Certification of Financial Statements for the year ended 30 June 2010	73
Other Financial Disclosures	102
Certification of performance indicators for the year ended June 30 2010	103
Performance indicators for the year ended 30 June 2010	103
Other Legal Requirements	118
Government Policy Requirements	122

Independent Audit Opinion on Financial Statements and Key Performance Indicators



Auditor General

INDEPENDENT AUDIT OPINION

To the Parliament of Western Australia

DEPARTMENT OF FISHERIES FINANCIAL STATEMENTS AND KEY PERFORMANCE INDICATORS FOR THE YEAR ENDED 30 JUNE 2010

I have audited the accounts, financial statements, controls and key performance indicators of the Department of Fisheries.

The financial statements comprise the Statement of Financial Position as at 30 June 2010, and the Statement of Comprehensive Income, Statement of Changes in Equity, Statement of Cash Flows, Schedule of Income and Expenses by Service, Schedule of Assets and Liabilities by Service, and Summary of Consolidated Account Appropriations and Income Estimates for the year then ended, a summary of significant accounting policies and other explanatory Notes.

The key performance indicators consist of key indicators of effectiveness and efficiency.

Chief Executive Officer's Responsibility for the Financial Statements and Key Performance Indicators

The Chief Executive Officer is responsible for keeping proper accounts, and the preparation and fair presentation of the financial statements in accordance with Australian Accounting Standards and the Treasurer's Instructions, and the key performance indicators. This responsibility includes establishing and maintaining internal controls relevant to the preparation and fair presentation of the financial statements and key performance indicators that are free from material misstatement, whether due to fraud or error; selecting and applying appropriate accounting policies; making accounting estimates that are reasonable in the circumstances; and complying with the Financial Management Act 2006 and other relevant written law.

Summary of my Role

As required by the Auditor General Act 2006, my responsibility is to express an opinion on the financial statements, controls and key performance indicators based on my audit. This was done by testing selected samples of the audit evidence. I believe that the audit evidence I have obtained is sufficient and appropriate to provide a basis for my audit opinion. Further information on my audit approach is provided in my audit practice statement. This document is available on the OAG website under "How We Audit".

An audit does not guarantee that every amount and disclosure in the financial statements and key performance indicators is error free. The term "reasonable assurance" recognises that an audit does not examine all evidence and every transaction. However, my audit procedures should identify errors or omissions significant enough to adversely affect the decisions of users of the financial statements and key performance indicators.

Department of Fisheries Financial Statements and Key Performance Indicators for the year ended 30 June 2010

Audit Opinion

In my opinion,

- (i) the financial statements are based on proper accounts and present fairly the financial position of the Department of Fisheries at 30 June 2010 and its financial performance and cash flows for the year ended on that date. They are in accordance with Australian Accounting Standards and the Treasurer's Instructions;
- (ii) the controls exercised by the Department provide reasonable assurance that the receipt, expenditure and investment of money, the acquisition and disposal of property, and the incurring of liabilities have been in accordance with legislative provisions; and
- (iii) the key performance indicators of the Department are relevant and appropriate to help users assess the Department's performance and fairly represent the indicated performance for the year ended 30 June 2010.

COLIN MURPHY
AUDITOR GENERAL
16 September 2010

Certification of Financial Statements for the year ended 30 June 2010

The accompanying financial statements of the Department of Fisheries have been prepared in compliance with the provisions of the *Financial Management Act 2006* from proper accounts and records to present fairly the financial transactions for the financial year ending 30 June 2010 and the financial position as at 30 June 2010.

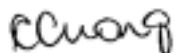
At the date of signing we are not aware of any circumstances which would render any particulars included in the financial statements misleading or inaccurate.



Kenneth Smith BCom CPA
Chief Finance Officer
01 September 2010



Stuart Smith BEcons Grad Dip Econs
Accountable Authority
01 September 2010



Choon Chong BBus CPA
Manager Financial Services
01 September 2010

**DEPARTMENT OF FISHERIES STATEMENT OF COMPREHENSIVE INCOME
FOR THE YEAR ENDED 30 JUNE 2010**

	Note	2010 \$'000	2009 \$'000
COST OF SERVICES			
Expenses			
Employee benefits expense	6	38,027	36,071
Supplies and services	7	17,750	17,378
Depreciation and amortisation expense	8	3,262	4,356
Finance costs	9	140	59
Accommodation expenses	10	2,092	1,996
Grants and subsidies	11	5,099	4,172
Fisheries Adjustment Scheme buy-backs	12	2,566	3,176
Loss on disposal of non-current assets	17	-	92
Other expenses	13	639	372
Total cost of services		<u>69,575</u>	<u>67,672</u>
Income			
<i>Revenue</i>			
User charges and fees	14	24,673	23,944
Grants and contributions	15	6,633	4,681
Interest revenue	16	102	379
Total revenue		<u>31,408</u>	<u>29,004</u>
<i>Gains</i>			
Gain on disposal of non-current assets	17	109	2
Total gains		<u>109</u>	<u>2</u>
Total income other than income from State Government		<u>31,517</u>	<u>29,006</u>
NET COST OF SERVICES		38,058	38,666
INCOME FROM STATE GOVERNMENT			
Service appropriations	18	36,029	30,770
Resources received free of charge	19	1,272	372
Total income from State Government		<u>37,301</u>	<u>31,142</u>
DEFICIT FOR THE PERIOD		<u>(757)</u>	<u>(7,524)</u>
OTHER COMPREHENSIVE INCOME			
Changes in asset revaluation surplus	30	(2,794)	845
Total other comprehensive income		(2,794)	845
TOTAL COMPREHENSIVE INCOME FOR THE PERIOD		<u>(3,551)</u>	<u>(6,679)</u>

Refer to the 'Schedule of Income and Expenses by Service'.
The Statement of Comprehensive Income should be read in conjunction with the accompanying notes.

DEPARTMENT OF FISHERIES STATEMENT OF FINANCIAL POSITION AS AT 30 JUNE 2010

	Note	2010 \$'000	2009 \$'000
ASSETS			
Current Assets			
Cash and cash equivalents	31	3,486	1,112
Restricted cash and cash equivalents	20	1,437	2,337
Receivables	21	1,559	1,830
Amounts receivable for services	22	2,226	4,003
Other current assets	23	109	51
Total Current Assets		<u>8,817</u>	<u>9,333</u>
Non-current Assets			
Restricted cash and cash equivalents	20	557	444
Receivables	21	3,336	-
Amounts receivable for services	22	5,183	4,017
Property, plant and equipment	24	59,384	58,974
Total Non-Current Assets		<u>68,460</u>	<u>63,435</u>
TOTAL ASSETS		<u>77,277</u>	<u>72,768</u>
LIABILITIES			
Current Liabilities			
Payables	26	1,907	2,789
Borrowings	27	562	227
Provisions	28	6,863	6,633
Other current liabilities	29	734	802
Total Current Liabilities		<u>10,066</u>	<u>10,451</u>
Non-current Liabilities			
Borrowings	27	3,465	374
Provisions	28	1,982	2,028
Total Non-Current Liabilities		<u>5,447</u>	<u>2,402</u>
TOTAL LIABILITIES		<u>15,513</u>	<u>12,853</u>
NET ASSETS		<u>61,764</u>	<u>59,915</u>
EQUITY			
Contributed equity	30	44,566	39,166
Reserves	30	14,041	16,835
Accumulated surplus/(deficit)	30	3,157	3,914
TOTAL EQUITY		<u>61,764</u>	<u>59,915</u>

Refer to the 'Schedule of Assets and Liabilities by Service'.
The Statement of Financial Position should be read in conjunction with the accompanying notes.

**DEPARTMENT OF FISHERIES STATEMENT OF CHANGES IN EQUITY
FOR THE YEAR ENDED 30 JUNE 2010**

	Note	Contributed Equity \$'000	Reserves \$'000	Accumulated Surplus/ (Deficit) \$'000	Total Equity \$'000
Balance at 1 July 2008	30	36,466	15,990	11,431	63,887
Changes in accounting policy or correction of prior period errors		-	-	7	7
Restated balance at 1 July 2008		36,466	15,990	11,438	63,894
Total comprehensive income for the year		-	845	(7,524)	(6,679)
Transactions with owners in their capacity as owners:					
Capital appropriations		1,400	-	-	1,400
Other contributions by owners		1,300	-	-	1,300
Total		2,700	-	-	2,700
Balance at 30 June 2009		39,166	16,835	3,914	59,915
Balance at 1 July 2009		39,166	16,835	3,914	59,915
Total comprehensive income for the year		-	(2,794)	(757)	(3,551)
Transactions with owners in their capacity as owners:					
Capital appropriations		5,400	-	-	5,400
Total		5,400	-	-	5,400
Balance at 30 June 2010		44,566	14,041	3,157	61,764

The Statement of Changes in Equity should be read in conjunction with the accompanying notes.

An adjustment of prior period errors was made against the opening balance of accumulated surplus as at 1 July 2008.

DEPARTMENT OF FISHERIES STATEMENT OF CASH FLOWS FOR THE YEAR ENDED 30 JUNE 2010

	Note	2010 \$'000	2009 \$'000
CASH FLOWS FROM STATE GOVERNMENT			
Service appropriation		32,637	27,378
Capital contributions		5,400	1,400
Holding account drawdowns		4,003	3,360
Net cash provided by State Government		42,040	32,138
Utilised as follows:			
CASH FLOWS FROM OPERATING ACTIVITIES			
Payments			
Employee benefits		(36,967)	(34,453)
Supplies and services		(17,245)	(16,784)
Finance costs		(127)	(43)
Accommodation		(2,092)	(1,996)
Grants and subsidies		(5,099)	(4,172)
GST payments on purchases		(3,466)	(3,184)
Fisheries Adjustment Scheme buy-backs		(2,566)	(2,587)
Other payments		(1,321)	(1,262)
Receipts			
User charges and fees		25,036	24,077
Grants and contributions		6,633	4,163
Interest received		102	561
GST receipts on sales		984	646
GST receipts from taxation authority		2,533	2,691
Net cash used in operating activities	31	(33,595)	(32,343)
CASH FLOWS FROM INVESTING ACTIVITIES			
Proceeds from the sale of non-current physical assets	17	1,021	172
Purchases of non-current physical assets		(7,652)	(6,040)
Net cash used in investing activities		(6,631)	(5,868)
CASH FLOWS FROM FINANCING ACTIVITIES			
Proceeds from Industry		447	-
Proceeds from borrowings		4,100	-
Payments to Industry		(4,100)	-
Repayment of borrowings		(674)	(210)
Net cash used in financing activities		(227)	(210)
Net increase/(decrease) in cash and cash equivalents		1,587	(6,283)
Cash and cash equivalents at the beginning of period		3,893	10,176
Cash and cash equivalents at the end of period	31	5,480	3,893

The Statement of Cash Flows should be read in conjunction with the accompanying notes.

DEPARTMENT OF FISHERIES SCHEDULE OF INCOME AND EXPENSES BY SERVICE FOR THE YEAR ENDED 30 JUNE 2010

	FISHERIES MANAGEMENT		COMPLIANCE AND EDUCATION		RESEARCH AND MONITORING		MARINE SAFETY		TOTAL	
	2010 \$'000	2009 \$'000	2010 \$'000	2009 \$'000	2010 \$'000	2009 \$'000	2010 \$'000	2009 \$'000	2010 \$'000	2009 \$'000
COST OF SERVICES										
Expenses										
Employee benefits expense	8,618	11,102	16,528	11,725	12,106	12,075	775	1,169	38,027	36,071
Supplies and services	2,135	4,622	9,296	6,900	6,037	5,470	282	386	17,750	17,378
Depreciation and amortisation	33	35	1,468	2,466	1,761	1,855	-	-	3,262	4,356
Finance costs	140	-	-	59	-	-	-	-	140	59
Accommodation expenses	241	37	1,096	1,703	691	135	64	121	2,092	1,996
Grants and subsidies	3,016	2,402	8	-	2,075	1,770	-	-	5,099	4,172
FAS buy-backs	2,566	3,176	-	-	-	-	-	-	2,566	3,176
Loss on disposal of non-current assets	-	-	-	92	-	-	-	-	-	92
Other expenses	183	131	207	94	239	139	10	8	639	372
Total cost of services	16,932	21,505	28,603	23,039	22,909	21,444	1,131	1,684	69,575	67,672
Income										
User charges and fees	4,979	5,174	11,261	10,137	8,315	8,430	118	203	24,673	23,944
Grants and contributions	232	210	9	35	6,392	4,436	-	-	6,633	4,681
Interest revenue	18	71	36	135	48	170	-	3	102	379
Gain on disposal of non-current assets	-	-	109	2	-	-	-	-	109	2
Total income other than income from State Government	5,229	5,455	11,415	10,309	14,755	13,036	118	206	31,517	29,006
NET COST OF SERVICES	11,703	16,050	17,188	12,730	8,154	8,408	1,013	1,478	38,058	38,666
INCOME FROM STATE GOVERNMENT										
Service appropriation	11,209	13,541	16,353	10,041	7,486	5,906	980	1,282	36,029	30,770
Liabilities assumed by the Treasurer	-	-	-	-	-	-	-	-	-	-
Resources received free of charge	310	118	523	127	419	118	21	9	1,272	372
Total income from State Government	11,519	13,659	16,876	10,168	7,905	6,024	1,001	1,291	37,301	31,142
Deficit for the period	(184)	(2,391)	(312)	(2,562)	(249)	(2,384)	(12)	(187)	(757)	(7,524)

The Schedule of Income and Expenses by Service should be read in conjunction with the accompanying notes.

DEPARTMENT OF FISHERIES SCHEDULE OF ASSETS AND LIABILITIES BY SERVICE FOR THE YEAR ENDED 30 JUNE 2010

	FISHERIES MANAGEMENT		COMPLIANCE AND EDUCATION		RESEARCH AND MONITORING		MARINE SAFETY		TOTAL	
	2010 \$'000	2009 \$'000	2010 \$'000	2009 \$'000	2010 \$'000	2009 \$'000	2010 \$'000	2009 \$'000	2010 \$'000	2009 \$'000
Assets										
Current assets										
Cash and cash equivalents	796	249	1,379	389	1,191	432	120	42	3,486	1,112
Restricted cash and cash equivalents	329	523	568	817	491	907	49	90	1,437	2,337
Receivables	601	551	491	569	424	696	43	14	1,559	1,830
Amounts receivable for services	508	2	881	1,858	760	2,143	77	-	2,226	4,003
Other current assets	25	8	43	29	37	13	4	1	109	51
Total Current Assets	2,259	1,333	3,362	3,662	2,903	4,191	293	147	8,817	9,333
Non-current assets										
Restricted cash and cash equivalents	128	99	220	155	190	172	19	18	557	444
Receivables	3,336	-	-	-	-	-	-	-	3,336	-
Amounts receivable for services	1,185	138	2,050	1,795	1,770	2,060	178	24	5,183	4,017
Property, plant and equipment	213	21	35,383	32,294	23,756	26,660	32	-	59,384	58,974
Total Non-Current Assets	4,862	258	37,653	34,244	25,716	28,892	229	41	68,460	63,435
Total assets	7,121	1,591	41,015	37,906	28,619	33,083	522	188	77,277	72,768
Liabilities										
Current liabilities										
Payables	434	612	754	1,031	653	1,047	66	99	1,907	2,789
Borrowings	317	-	245	227	-	-	-	-	562	227
Provisions	1,568	1,476	2,715	2,320	2,344	2,616	236	260	6,863	6,672
Other current liabilities	168	159	290	248	251	336	25	20	734	763
Total Current Liabilities	2,487	2,247	4,004	3,826	3,248	3,999	327	379	10,066	10,451
Non-current liabilities										
Borrowings	3,336	-	129	374	-	-	-	-	3,465	374
Provisions	453	459	784	708	677	777	68	84	1,982	2,028
Total Non-Current Liabilities	3,789	459	913	1,082	677	777	68	84	5,447	2,402
Total liabilities	6,276	2,706	4,917	4,908	3,925	4,776	395	463	15,513	12,853
NET ASSETS	845	(1,115)	36,098	32,998	24,694	28,307	127	(275)	61,764	59,915

The Schedule of Assets and Liabilities by Service should be read in conjunction with the accompanying notes.

DEPARTMENT OF FISHERIES SUMMARY OF CONSOLIDATED ACCOUNT APPROPRIATIONS AND INCOME ESTIMATES FOR THE YEAR ENDED 30 JUNE 2010

Item		2010 ESTIMATE \$'000	2010 ACTUAL \$'000	VARIANCE \$'000	2010 ACTUAL \$'000	2009 ACTUAL \$'000	VARIANCE \$'000
	DELIVERY OF SERVICES						
20	Net amount appropriated to deliver services	28,790	35,780	6,990	35,780	30,571	5,209
	Section 25 transfer of service appropriation						
	Amount authorised by other statutes						
-	Salaries and Allowances Act 1975	205	249	44	249	199	50
	Total appropriations provided to deliver services	28,995	36,029	7,034	36,029	30,770	5,259
	CAPITAL						
120	Capital appropriations	5,400	5,400	-	5,400	1,400	4,000
	GRAND TOTAL	34,395	41,429	7,034	41,429	32,170	9,259
	Details of Expenses by Service						
	Fisheries Management	17,723	16,932	(791)	16,932	21,505	(4,573)
	Compliance and Education	22,644	28,603	5,959	28,603	23,039	5,564
	Research and Monitoring	17,590	22,909	5,319	22,909	21,444	1,465
	Marine Safety Service	1,979	1,131	(848)	1,131	1,684	(553)
	Total Cost of Services	59,936	69,575	9,639	69,575	67,672	1,903
	Less Total Income	(28,728)	(31,517)	(2,789)	(31,517)	(29,006)	(2,511)
	Net Cost of Services	31,208	38,058	6,850	38,058	38,666	(608)
	Total appropriations provided to deliver services	31,208	38,058	6,850	38,058	38,666	(608)
		2010 ESTIMATE \$'000	2010 ACTUAL \$'000	VARIANCE \$'000	2010 ACTUAL \$'000	2009 ACTUAL \$'000	VARIANCE \$'000
	Capital Expenditure						
	Purchase of non-current physical assets	13,723	8,792	4,931	8,792	5,719	3,073
	Adjustments for other funding sources	(8,323)	(3,392)	(4,931)	(3,392)	(4,319)	927
	Capital Appropriations	5,400	5,400	-	5,400	1,400	4,000

Adjustments comprise movements in cash balances and other accrual items such as receivables, payables and superannuation.

Note 37' Explanatory statement' provides details of any significant variations between estimates and actual results for 2010 and between the actual results for 2009 and 2010.

DEPARTMENT OF FISHERIES INDEX OF NOTES TO THE FINANCIAL STATEMENTS FOR THE YEAR ENDED 30 JUNE 2010

Subject	Policy Note	Disclosure Note	Title of Policy Note
General	1		AUSTRALIAN EQUIVALENTS TO INTERNATIONAL FINANCIAL REPORTING STANDARDS
General	2		SUMMARY OF SIGNIFICANT ACCOUNTING POLICIES
General	2(a)		General Statements
General	2(b)		Basis of Preparation
General	2(c)		Reporting Entity
General	2(d)	32	Contributed Equity
Income	2(e)		Income
Assets	2(f)	26	Property, Plant and Equipment and Infrastructure
Assets	2(g)	27	Impairment of Assets
Liabilities	2(h)	11, 29	Leases and Borrowings
Liabilities	2(i)	38	Financial Instruments
Assets	2(j)	22, 33	Cash and Cash Equivalents
Liabilities	2(k)	31	Accrued Salaries
Assets	2(l)	24	Amounts Receivable for Services (Holding Account)
Assets	2(m)	23	Receivables
Liabilities	2(n)	28	Payables
Liabilities	2(o)	29	Borrowings
Liabilities	2(p)(i)	30	Provisions - Employee Benefits
Liabilities	2(p)(ii)	15, 31	Provisions - Other
Expense	2(q)	8	Superannuation Expense
Expense	2(r)	21	Resources Received Free of Charge or for Nominal Consideration
General	2(s)		Comparative Figures
General	2(t)		Cost Recovery - Major Commercial Fisheries
General	3		JUDGEMENTS MADE BY MANAGEMENT IN APPLYING ACCOUNTING POLICIES
General	4		KEY SOURCES OF ESTIMATION UNCERTAINTY
General	5		DISCLOSURE OF CHANGES IN ACCOUNTING POLICY AND ESTIMATES
General	6		SERVICES OF DEPARTMENT OF FISHERIES
Expense	2(p)(i)	6	EMPLOYEE BENEFITS EXPENSE
Expense		7	SUPPLIES AND SERVICES
Expense	2(f)	8	DEPRECIATION AND AMORTISATION EXPENSE
Expense	2(h)	9	FINANCE COSTS
Expense		10	ACCOMMODATION EXPENSES
Expense		11	GRANTS & SUBSIDIES
Expense		12	FISHERIES ADJUSTMENT SCHEME BUY-BACKS
Expense	2(n)(ii)	13	OTHER EXPENSES
Expense		17	NET GAIN/(LOSS) ON DISPOSAL OF NON-CURRENT ASSETS
Revenue	2(e)	14	USER CHARGES AND FEES
Revenue	2(e)	15	GRANTS AND CONTRIBUTIONS
Revenue	2(e)	16	INTEREST REVENUE

Subject	Policy Note	Disclosure Note	Title of Policy Note
Revenue	2(d), (j), (k), (o)	18	INCOME FROM STATE GOVERNMENT
Revenue	2(r)	19	RESOURCES RECEIVED FREE OF CHARGE
Assets	2(j)	20	RESTRICTED CASH AND CASH EQUIVALENTS
Assets	2(m)	21	RECEIVABLES
Assets	2(l)	22	AMOUNTS RECEIVABLE FOR SERVICES
Assets		23	OTHER ASSETS
Assets	2(f)	24	PROPERTY, PLANT AND EQUIPMENT
Assets	2(g)	25	IMPAIRMENT OF ASSETS
Liabilities	2(n)	26	PAYABLES
Liabilities		27	BORROWINGS
Liabilities	2(p)(i)	28	PROVISIONS
Liabilities	2(p)(i)	29	OTHER LIABILITIES
Equity		32	ACCUMULATED SURPLUS
Equity	2(d)	32	CONTRIBUTED EQUITY
Equity		32	RESERVES
Cash Flow	2(j)	31	NOTES TO THE CASH FLOW STATEMENT
General		32	COMMITMENTS FOR EXPENDITURE
General		33	CONTINGENT LIABILITIES AND CONTINGENT ASSETS
General		34	EVENTS OCCURRING AFTER THE BALANCE SHEET DATE
General		35	EXPLANATORY STATEMENT
General	2(i)	36	FINANCIAL INSTRUMENTS
General		37	REMUNERATION OF SENIOR OFFICERS
General		38	REMUNERATION OF AUDITOR
General		39	RELATED BODIES
General		40	AFFILIATED BODIES
General		41	SUPPLEMENTARY FINANCIAL INFORMATION
External		42	FISHERIES RESEARCH AND DEVELOPMENT ACCOUNT
External		43	AFMA ACCOUNT
External		44	RECREATIONAL FISHING ACCOUNT
External		45	FISHERIES RESEARCH AND DEVELOPMENT CORPORATION ACCOUNT
External		46	FISHERIES ADJUSTMENT SCHEMES TRUST ACCOUNT
External		47	FISHERIES PRIVATE MONEYS TRUST ACCOUNT
External		48	FISH FARM BOND DEPOSITS TRUST ACCOUNT
External		49	CHRISTMAS ISLAND AND COCOS (KEELING) ISLANDS

This index does not form part of the financial statements

**DEPARTMENT OF FISHERIES NOTES TO THE FINANCIAL STATEMENTS
FOR THE YEAR ENDED 30 JUNE 2010**

1 AUSTRALIAN ACCOUNTING STANDARDS

General

The Department's financial statements for the year ended 30 June 2010 have been prepared in accordance with Australian Accounting Standards. The term 'Australian Accounting Standards' refers to Standards and Interpretations issued by the Australian Accounting Standard Board (AASB).

The Department has adopted any applicable, new and revised Australian Accounting Standards from their operative dates.

Early adoption of standards

The Department cannot early adopt an Australian Accounting Standard unless specifically permitted by TI 1101 *Application of Australian Accounting Standards and Other Pronouncements*. No Australian Accounting Standards that have been issued or amended but not operative have been adopted early by the Department for the annual reporting period ended 30 June 2010.

2 SUMMARY OF SIGNIFICANT ACCOUNTING POLICIES

(a) General Statement

The financial statements constitute general purpose financial statements that have been prepared in accordance with the Australian Accounting Standards, the Framework, Statements of Accounting Concepts and other authoritative pronouncements of the AASB as applied by the Treasurer's Instructions. Several of these are modified by the Treasurer's Instructions to vary application, disclosure, format and wording.

The *Financial Management Act 2006* and the Treasurer's Instructions are legislative provisions governing the preparation of financial statements and take precedence over Australian Accounting Standards, the Framework, Statements of Accounting Concepts and other authoritative pronouncements of the AASB.

Where modification is required and has a material or significant financial effect upon the reported results, details of that modification and the resulting financial effect are disclosed in the notes to the financial statements.

(b) Basis of Preparation

The financial statements have been prepared on the accrual basis of accounting using the historical cost convention, except for land, buildings and infrastructure, which have been measured at fair value.

The accounting policies adopted in the preparation of the financial statements have been consistently applied throughout all periods presented unless otherwise stated.

The financial statements are presented in Australian dollars and all values are rounded to the nearest thousand dollars (\$'000).

The judgements that have been made in the process of applying the Department's accounting policies that have the most significant effect on the amount recognised in

the financial statements are disclosed at Note 4 'Judgements made by management in applying accounting policies'

The key assumptions made concerning the future, and other key sources of estimation uncertainty at the balance sheet date that have a significant risk of causing a material adjustment to the carrying amounts of assets and liabilities within the next financial year, are disclosed at Note 5 'Key sources of estimation uncertainty'.

(c) Reporting Entity

The reporting entity is the Department which has no 'related bodies'.

Mission

The Department's mission is "To conserve, sustainably develop and share the use of the State's aquatic resources and their ecosystems for the benefit of present and future generations."

The Department is funded from revenue collected under the *Fish Resources Management Act 1994*, *Pearling Act 1990* and from Parliamentary appropriations. The Department has, in consultation with the fishing industry, moved to a position where the cost of management of major commercial fisheries is recovered from industry. The Department has legislative authority to retain revenues it collects in the respective Trust Accounts administered by the Department.

Services

The budget was framed in terms of services, consequently financial reporting for the year is also analysed in terms of services.

Information about the Department's services is set out in the Schedule of Expenses and Revenue by Service and the Schedule of Assets and Liabilities by Service.

The services of the Department detailed below closely align with the functional organisational structure of:

- Fisheries management;
- Compliance and education;
- Research and monitoring; and
- Marine safety service.

A description of each service is as follows:

Fisheries management

In accordance with Government Policy, the management of the State's fish and aquatic resources is undertaken within an integrated fisheries management framework – a shift from the management of individual sectors (eg the commercial fishing sector) to the holistic management of the aquatic ecosystem. Management, often in association with other related Government agencies, includes the development of policy and procedural frameworks (legislation and management plans), licensing, and consultation with stakeholders and the community.

Compliance and education

Without the support of the community and stakeholders, the Department is unable to effectively manage the aquatic environment. To encourage this support, the Department

must raise community awareness and understanding of the issues and of the need to adhere to the rules governing activities in this environment. There also needs to be enforcement of the rules through penalties for non-compliance. The Department plans and implements education and communications programs to raise levels of awareness and understanding of target audiences. It also plans and instigates investigations and enforcement strategies.

Research and monitoring

The aquatic environment is subject to ongoing change – both natural and man-made. In order to ensure that management arrangements continue to adapt to environmental changes (e.g. climate change impacts) and community expectations, research and monitoring is required, including innovative science (e.g. impacts of expected climate change, social, and economic research) and the ongoing monitoring of fish stocks.

Marine safety service

One of the recommendations of the Machinery of Government Taskforce in 2000 was to increase the efficiency of the delivery of government services. The delivery of marine safety in the metropolitan area was identified as being one of those services that could be delivered more efficiently if it was done by the Department of Fisheries on behalf of the Department of Planning and Infrastructure. The Department of Fisheries has been delivering this service – which includes checks by Fisheries and Marine Officers of recreational boats to ensure compliance with the safety requirements – since this time.

(d) Contributed Equity

AASB Interpretation 1038 'Contributions by Owners Made to Wholly-Owned Public Sector Entities' requires transfers in the nature of equity contributions to be designated by the Government (the owner) as contributions by owners (at the time of, or prior to transfer) before such transfers can be recognised as equity contributions in the financial statements. Capital contributions (appropriations) have been designated as contributions by owners according to Treasurer's Instruction 955 'Contribution by Owners made to Wholly Owned Public Sector Entities' and have been credited directly to Contributed Equity.

Transfer of net assets to/from other agencies are designated as contributions by owners where the transfers are non-discretionary and non-reciprocal. See note 33 'Contributed Equity'.

(e) Income

Revenue recognition

Revenue is measured at the fair value of consideration received or receivable. Revenue is recognised for the major business activities as follows:

Sale of goods

Revenue is recognised from the sale of goods and disposal of other assets when the significant risks and rewards of ownership control transfer to the purchaser and can be measured reliably.

Provision of services

Revenue is recognised upon delivery of the service to the client or by reference to the stage of completion of the transaction. Fees paid for access to managed fisheries are levied on a seasonal, not financial year, basis and may be paid in instalments. The revenue for access fees is recognised at the time of receipt.

Interest

Revenue is recognised as the interest accrues.

Service Appropriations

Service Appropriations are recognised as revenues in the period in which the Department gains control of the appropriated funds. The Department gains control of appropriated funds at the time those funds are deposited into the Department's bank account or credited to the 'Amounts receivable for services' (holding account) held at the Department of Treasury and Finance. See note 20 'Income from State Government' for further detail.

Net Appropriation Determination

The Treasurer may make a determination providing for prescribed receipts to be retained for services under the control of the Department. In accordance with the determination specified in the 2009/10 Budget Statements, the Department retained \$3.482 million in 2009/10 (\$3.337 million in 2008/09) from GST receipts on sales and input credits.

Grants, donations, gifts and other non-reciprocal contributions

Revenue is recognised at fair value when the Department obtains control over the assets comprising the contributions, usually when cash is received.

Other non-reciprocal contributions that are not contributions by owners are recognised at their fair value. Contributions of services are only recognised when a fair value can be reliably determined and the services would be purchased if not donated.

Where contributions recognised as revenues during the reporting period were obtained on the condition that they be expended in a particular manner or used over a particular period, and those conditions were undischarged as at the balance sheet date, the nature of, and amounts pertaining to, those undischarged conditions are disclosed in the notes.

Where contributions have been recognised as income during the reporting period that were provided specifically for the provision of goods and services over a future reporting period, the nature, amounts and the periods to which they relate are disclosed.

Where contributions have been recognised as income in a previous reporting period that were obtained in respect of the current reporting period, the nature and amounts are disclosed.

Gains

Gains may be realised or unrealised and are usually recognised on a net basis. These include gains arising on the disposal of non-current assets and some revaluations of non-current assets.

(f) Property, Plant and Equipment and Infrastructure

Capitalisation/Expensing of assets

Items of property, plant and equipment and infrastructure costing \$5,000 or more are recognised as assets and the cost of utilising assets is expensed (depreciated) over their useful lives. Items of property, plant and equipment and infrastructure costing less than \$5,000 are immediately expensed direct to the Statement of Comprehensive Income (other than where they form part of a group of similar items which are significant in total).

Initial recognition and measurement

All items of property, plant and equipment and infrastructure are initially recognised at cost.

For items of property, plant and equipment and infrastructure acquired at no cost or for nominal consideration, the cost is their fair value at the date of acquisition.

Subsequent measurement

Subsequent to initial recognition as an asset, the revaluation model is used for the measurement of land, buildings and infrastructure and the cost model for all other property, plant and equipment. Land, buildings and infrastructure are carried at fair value less accumulated depreciation (buildings and infrastructure only) and accumulated impairment losses. All other items of property, plant and equipment are carried at historical cost less accumulated depreciation and accumulated impairment losses.

Where market-based evidence is available, the fair value of land and buildings is determined on the basis of current market buying values determined by reference to recent market transactions. When buildings are revalued by reference to recent market transactions, the accumulated depreciation is eliminated against the gross carrying amount of the asset and the net amount restated to the revalued amount.

Where market evidence is not available, the fair value of land and buildings is determined on the basis of existing use. This normally applies where buildings are specialised or where land use is restricted. Fair value for existing use assets is determined by reference to the cost of replacing the remaining future economic benefits embodied in the asset, ie. the depreciated replacement cost. Where the fair value of buildings is dependent on using the depreciated replacement cost, the gross carrying amount and the accumulated depreciation are restated proportionately.

Independent valuations of land and buildings are provided annually by the Western Australian Land Information Authority (Valuation Services) and recognised annually to ensure that the carrying amount does not differ materially from the asset's fair value at the end of the reporting period.

Fair value of major boating assets has been determined on the basis of current market buying values determined by reference to recent market transactions. Where no market based evidence is available, due to the specialised nature of some of these assets, fair value has been determined by reference to the depreciated replacement cost (existing use basis). Independent valuations are obtained every three to five years.

When major boating assets are revalued, the accumulated depreciation is eliminated against the gross carrying amount of the asset and the net amount restated to the revalued amount.

The most significant assumptions in estimating fair value are made in assessing whether to apply the existing use basis to assets and in determining estimated useful life. Professional judgment by the valuer is required where the evidence does not provide a clear distinction between market-type assets and existing use assets.

Refer to note 26 'Property, Plant and Equipment' for further information on revaluations.

Derecognition

Upon disposal or derecognition of an item of property, plant and equipment and infrastructure, any revaluation reserve relating to that asset is retained in the asset revaluation surplus.

Asset Revaluation Surplus

The asset revaluation surplus is used to record increments and decrements on the revaluation of non-current assets as described in note 26 "Property, Plant and Equipment".

Depreciation

All non-current assets having a limited useful life are systematically depreciated over their estimated useful lives in a manner that reflects the consumption of their future economic benefits.

Land is not depreciated. Depreciation on other assets is calculated using the straight line method, using rates which are reviewed annually. As a result of moving to the shared services environment, the Department has adopted the 'whole of government' depreciation rates as determined by the Department of Treasury and Finance. Estimated useful lives for each class of depreciable asset are:

Asset category	Life (years)
Buildings	40
Vessels	5-6
Communication equipment	5
Computer equipment	3
Furniture and fittings	10
Infrastructure	30
Motor vehicles	5
Office equipment	5
Other equipment	5-10
Plant and equipment	5-20

Works of Art controlled by the Department are classified as property, plant and equipment. They are anticipated to have very long and indefinite useful lives. Their service potential has not, in any material sense, been consumed during the reporting period and so no depreciation has been recognised.

Intangible Assets

Capitalisation/Expensing of assets

Acquisitions of intangible assets costing \$5,000 or more and internally-generated intangible assets costing \$50,000 or more are capitalised. The cost of utilising the assets is expensed (amortised) over their useful life. Costs incurred below these thresholds are immediately expensed directly to the Statement of Comprehensive Income.

All acquired and internally-developed intangible assets are initially recognised at cost. For assets acquired at no cost or for nominal cost, the cost is their fair value at the date of acquisition.

The cost model is applied for subsequent measurement requiring the asset to be carried at cost less any accumulated amortisation and accumulated impairment losses.

Amortisation for intangible assets with finite useful lives is calculated for the period of the expected benefit (estimated useful life) on the straight line basis using rates which are reviewed annually. All intangible assets controlled by the Department have a finite useful life

and zero residual value. The expected useful lives for each class of intangible asset are:

Licences	up to 10 years
Development Costs	3 to 5 years
Software ^(a)	3 to 5 years
Web site costs	3 to 5 years

^(a) Software that is not integral to the operation of any related hardware.

Licences

Licences have a finite useful life and are carried at cost less accumulated amortisation and accumulated impairment losses.

Research and Development

Research costs are expensed as incurred. Development costs incurred for an individual project are carried forward when the future recoverability can reasonably be regarded as assured and the total project costs are likely to exceed \$50,000. Other development costs are expensed as incurred.

Computer Software

Software that is an integral part of the related hardware is treated as property, plant and equipment. Software that is not an integral part of the related hardware is treated as an intangible asset. Software costing less than \$5,000 is expensed in the year of acquisition.

Website costs

Website costs are charged as expenses when they are incurred unless they relate to the acquisition or development of an asset when they may be capitalised and amortised. Generally, costs in relation to feasibility studies during the planning phase of a website, and ongoing costs of maintenance during the operating phase are expensed. Costs incurred in building or enhancing a website, to the extent that they represent probable future economic benefits that can be reliably measured, are capitalised.

(g) Impairment of Assets

Property, plant, equipment and infrastructure are tested for any indication of impairment at the end of each reporting period. Where there is an indication of impairment, the recoverable amount is estimated. Where the recoverable amount is less than the carrying amount, the asset is considered impaired and is written down to the recoverable amount and an impairment loss is recognised. As the Department is a not-for-profit entity, unless an asset has been identified as a surplus asset, the recoverable amount is the higher of an asset's fair value less costs to sell and depreciated replacement cost.

The risk of impairment is generally limited to circumstances where an asset's depreciation is materially understated, where the replacement cost is falling or where there is a significant change in useful life. Each relevant class of assets is reviewed annually to verify that the accumulated depreciation/amortisation reflects the level of consumption or expiration of asset's future economic benefits and to evaluate any impairment risk from falling replacement costs.

The recoverable amount of assets identified as surplus assets is the higher of fair value less costs to sell and the present value of future cash flows expected to be derived from the asset. Surplus assets carried at fair value have no risk of material impairment

where fair value is determined by reference to market-based evidence. Where fair value is determined by reference to depreciated replacement cost, surplus assets are at risk of impairment and the recoverable amount is measured. Surplus assets at cost are tested for indications of impairment at the end of each reporting period.

(h) Leases

Finance lease rights and obligations are initially recognised at the commencement of the lease term as assets and liabilities equal in amount to the fair value of the leased item or, if lower, the present value of the minimum lease payments, determined at the inception of the lease. The assets are disclosed as plant, equipment and vehicles under lease, and are depreciated over the period during which the Department is expected to benefit from their use. Minimum lease payments are apportioned between the finance charge and the reduction of the outstanding lease liability, according to the interest rate implicit in the lease.

The Department holds operating leases for its head office and a number of branch office buildings. Lease payments are expensed on a straight line basis over the lease term as this represents the pattern of benefits derived from the leased properties.

(i) Financial Instruments

In addition to cash, the Department has two categories of financial instrument:

- Loans and receivables; and
- Financial liabilities measured at amortised cost.

These have been disaggregated into the following classes:

Financial Assets

- Cash and cash equivalents
- Restricted cash and cash equivalents
- Receivables
- Amounts receivable for services

Financial Liabilities

- Payables
- Western Australian Treasury Corporation borrowings
- Finance lease liabilities

Initial recognition and measurement of financial instruments is at fair value that normally equates to the transaction cost or the face value. Subsequent measurement is at amortised cost using the effective interest method.

The fair value of short-term receivables and payables is the transaction cost or the face value because there is no interest rate applicable and subsequent measurement is not required as the effect of discounting is not material.

(j) Cash and Cash Equivalents

For the purpose of the Statement of Cash Flows, cash and cash equivalent (and restricted cash and cash equivalent) assets comprise cash on-hand and short-term deposits with original maturities of three months or less that are readily convertible to a known amount of cash and which are subject to insignificant risk of changes in value.

(k) Accrued Salaries

Accrued salaries (refer note 29 'Other liabilities') represent the amount due to staff but unpaid at the end of the financial year, as the pay date for the last pay period for that financial year does not coincide with the end of the financial year. Accrued salaries are settled within a fortnight of the financial year end. The Department considers the carrying amount of accrued salaries to be equivalent to its net fair value.

The accrued salaries suspense account (see note 20 'Restricted cash and cash equivalents') consists of amounts paid annually into a suspense account over a period of 10 financial years to largely meet the additional cash outflow in each eleventh year when 27 pay days occur instead of the normal 26. No interest is received on this account.

(l) Amounts Receivable for Services (Holding Account)

The Department receives appropriation funding on an accrual basis that recognises the full annual cash and non-cash cost of services. The appropriations are paid partly in cash and partly as an asset (Holding Account receivable) that is accessible on the emergence of the cash funding requirement to cover leave entitlements and asset replacement.

See also note 18 'Income from State Government' and note 22 'Amounts receivable for services'.

(m) Receivables

Receivables are recognised and carried at original invoice amount less an allowance for uncollectible amounts (impairment). The collectability of receivables is reviewed on an ongoing basis and any receivables identified as uncollectible are written-off against the allowance account. The allowance for uncollectible amounts (doubtful debts) is raised when there is objective evidence that the Department will not be able to collect the debts. The carrying amount is equivalent to fair value as it is due for settlement within 30 days. See note 3(h) 'Financial Instruments' and note 23 'Receivables'.

(n) Payables

Payables are recognised at the amounts payable when the Department becomes obliged to make future payments as a result of a purchase of assets or services. The carrying amount is equivalent to fair value, as they are generally settled within 30 days. See note 3(h) 'Financial Instruments' and note 28 'Payables'.

(o) Borrowings

All loans payable are initially recognised at cost, being the fair value of the net proceeds received. Subsequent measurement is at amortised cost using the effective interest rate method.

(p) Provisions

Provisions are liabilities of uncertain timing and amount and are recognised where there is a present legal or constructive obligation as a result of a past event and when the outflow of resources embodying economic benefits is probable and a reliable estimate can be made of the amount of the obligation. Provisions are reviewed at the end of each reporting period. See note 30 'Provisions'.

(i) Provisions - Employee Benefits

Annual Leave and Long Service Leave

The liability for annual leave expected to be settled within 12 months after the reporting

period is recognised and measured at the undiscounted amounts expected to be paid when the liabilities are settled. Annual leave expected to be settled more than 12 months after the reporting period is measured at the present value of amounts expected to be paid when the liabilities are settled. Leave liabilities are in respect of services provided by employees up to the end of the reporting period.

When assessing expected future payments, consideration is given to expected future wage and salary levels including non-salary components such as employer superannuation contributions. The expected future payments are discounted using market yields at the end of the reporting period on national government bonds with terms to maturity that match, as closely as possible, the estimated future cash outflows.

A liability for long service leave is recognised after an employee has completed five years of service. An actuarial assessment of long service leave undertaken by PriceWaterhouseCoopers Actuaries at 30 June 2008 determined that the liability measured using the short hand method was not materially different from the liability measured using the present value of expected future payments. An assessment will be undertaken every three years.

All annual leave and unconditional long service leave provisions are classified as current liabilities as the Department does not have an unconditional right to defer settlement of the liability for at least 12 months after the reporting date.

Sick Leave

Liabilities for sick leave are recognised when it is probable that sick leave paid in the future will be greater than the entitlement that will accrue in the future.

Past history indicates that on average, sick leave taken each reporting period is less than the entitlement accrued. This is expected to continue in future periods. Accordingly, it is unlikely that existing accumulated entitlements will be used by employees and no liability for unused sick leave entitlements is recognised. As sick leave is non-vesting, an expense is recognised in the Statement of Comprehensive Income for this leave as it is taken.

Deferred and Purchased Leave

Deferred leave relates to Public Service employees who have entered into an agreement to self-fund an additional twelve months leave in the fifth year of the agreement. The provision recognises the value of salary set aside for employees to be used in the fifth year. This liability is measured on the same basis as annual leave. Deferred leave is reported as a non-current provision until the fifth year.

Purchased leave relates to Public Service employees who have entered into an agreement to self-fund up to an additional ten weeks leave per calendar year. The provision recognises the value of salary set aside for employees and is measured at the nominal amounts expected to be paid when the liabilities are settled. This liability is measured on the same basis as annual leave.

Superannuation

The Government Employees Superannuation Board (GESB) in accordance with legislative requirements administers public sector superannuation arrangements in Western Australia.

Employees may contribute to the Pension Scheme, a defined benefit pension scheme now closed to new members or the Gold State Superannuation Scheme (GSS), a defined benefit lump sum scheme also closed to new members.

The Department has no liabilities under the Pension Scheme or the GSS. The liabilities for the unfunded Pension Scheme, and the unfunded GSS transfer benefits due to members who transferred from the Pension Scheme, are assumed by the Treasurer. All other GSS obligations are funded by concurrent contributions made by the Department to the GESB. The concurrently-funded part of the GSS is a defined contribution scheme, as these contributions extinguish all liabilities in respect of the concurrently-funded GSS obligations.

Employees commencing employment prior to 16 April 2007 who were not members of either the Pension Scheme or the GSS became non-contributory members of the West State Superannuation Scheme (WSS). Employees commencing employment on or after 16 April 2007 became members of the GESB Super Scheme (GESBS). Both of these schemes are accumulation schemes. The Department makes concurrent contributions to GESB on behalf of employees in compliance with the Commonwealth Government's *Superannuation Guarantee (Administration) Act 1992*. These contributions extinguish the liability for superannuation charges in respect of the WSS and GESBS.

The GESB makes all benefit payments in respect of the Pension Scheme and GSS, and is recouped from the Treasurer for the employer's share. See also note 3(o) 'Superannuation expense'.

(ii) Provisions -Other

Employment On-Costs

Employment on-costs, including workers' compensation insurance, are not employee benefits and are recognised separately as liabilities and expenses when the employment to which they relate has occurred. Employment on-costs are included as part of 'Other expenses' and are not included as part of the Department's 'Employee benefits expense'. The related liability is included in 'Employment on-costs' provision. See notes 15 'Other Expenses' and 30 'Provisions'.

(q) Superannuation Expense

The GSS is a defined benefit scheme for the purposes of employees and whole-of-government reporting. However, it is a defined contribution plan for agency purposes because the concurrent contributions (defined contributions) made by the agency to the GESB extinguish the Department's obligations to the related superannuation liability.

(r) Resources Received Free of Charge or For Nominal Cost

Resources received free of charge or for nominal cost that can be reliably measured are recognised as income and as assets or expenses, as appropriate, at fair value.

Where assets or services are received from another State Government agency, these are separately disclosed under Income from State Government in the Statement of Comprehensive Income.

(s) Comparative Figures

Comparative figures are, where appropriate, reclassified to be comparable with the figures presented in the current financial year.

(t) Cost Recovery - Major Commercial Fisheries

The Department and the commercial fishing industry have an agreement that allows the Department to recover the costs associated with the management of major commercial fisheries. The costs are recovered through the annual fee charged for access to the fishery concerned. As cost recovery includes all costs, the appropriation for superannuation, employee entitlements and depreciation expenses has been adjusted to reflect that component that is recovered under the cost recovery arrangement.

3 JUDGEMENTS MADE BY MANAGEMENT IN APPLYING ACCOUNTING POLICIES

The preparation of financial statements requires management to make judgements about the application of accounting policies that have a significant effect on the amounts recognised in the financial statements. The Department evaluates these judgements regularly.

Finance Lease Commitment:

The Department has a commercial lease on a patrol vessel and has determined that it retains all the significant risks and rewards of ownership of the property. Accordingly, the lease has been classified as a finance lease.

4 KEY SOURCES OF ESTIMATION UNCERTAINTY

The Department makes key estimates and assumptions concerning the future. These estimates and assumptions are based on historical experience and various other factors that have a significant risk of causing a material adjustment to the carrying amount of assets and liabilities within the next financial year. These include:

- Estimating the useful life and residual values of key assets;
- Estimating depreciated replacement cost; and
- Estimating future salary rates, salary inflation, expected future payments, retention rates and discount rates for long service leave.

5 DISCLOSURE OF CHANGES IN ACCOUNTING POLICY AND ESTIMATES

Initial application of an Australian Accounting Standard:

The Department has applied the following Australian Accounting Standards effective for annual reporting periods beginning on or after 1 July 2009 that impacted on the Department:

AASB 101 Presentation of Financial Statements (September 2007). This Standard has been revised and introduces a number of terminology changes as well as changes to the structure of the Statement of Changes in Equity and the Statement of Comprehensive Income. It is now a requirement that owner changes in equity be presented separately from non-owner changes in equity. There is no financial impact resulting from the application of this revised Standard.

AASB 2007-10 Further Amendments to Australian Accounting Standards arising from AASB 101. This Standard changes the term 'general purpose financial report' to 'general purpose financial statements', where appropriate in Australian Accounting Standards and the Framework to better align with IFRS terminology. There is no financial impact resulting from the application of this Standard.

AASB 2008-13 *Amendments to Australian Accounting Standards arising from AASB Interpretation 17 – Distributions of Non-cash Assets to Owners [AASB 5 & AASB 110].* This Standard amends AASB 5 Non-current Assets Held for Sale and Discontinued Operations in respect of the classification, presentation and measurement of non-current assets held for distribution to owners in their capacity as owners. This may impact on the presentation and classification of Crown land held by the Department where the Crown land is to be sold by the Department of Regional Development and Lands (formerly Department for Planning and Infrastructure). The Department does not expect any financial impact when the Standard is first applied prospectively.

AASB 2009-2 *Amendments to Australian Accounting Standards – Improving Disclosures about Financial Instruments AASB 4, AASB 7, AASB 1023 & AASB 1038.* This Standard amends AASB 7 and will require enhanced disclosures about fair value measurements and liquidity risk with respect to financial instruments. There is no financial impact resulting from the application of this Standard.

Future impact of Australian Accounting Standards not yet operative

The Department cannot early adopt an Australian Accounting Standard or Australian Accounting Interpretation unless specifically permitted by TI 1101 'Application of Australian Accounting Standards and Other Pronouncements'. Consequently, the Department has not applied early the following Australian Accounting Standards and Australian Accounting Interpretations that have been issued and which may impact the Department. Where applicable, the Department plans to apply these Standards and Interpretations from their application date, 1 Jan 2013:

AASB 2009-11 *Amendments to Australian Accounting Standards arising from AASB 9 [AASB 1, 3, 4, 5, 7, 101, 102, 108, 112, 118, 121, 127, 128, 131, 132, 136, 139, 1023 & 1038 and Interpretations 10 & 12].*

The amendment to AASB 7 requires modification to the disclosure of categories of financial assets. The Department does not expect any financial impact when the Standard is first applied. The disclosure of categories of financial assets in the notes will change.

6 EMPLOYEE BENEFITS EXPENSE	2010	2009
	\$'000	\$'000
Wages and salaries (a)	29,582	27,306
Superannuation - defined contribution plans (b)	3,028	2,877
Long service leave (c)	710	1,035
Annual leave (c)	2,932	3,035
Other related expenses	1,775	1,818
	<u>38,027</u>	<u>36,071</u>

(a) Includes the value of the fringe benefit to the employee plus the fringe benefits tax component.

(b) Defined contribution plans include West State, Gold State and GESB Super Scheme (contributions paid).

(c) Includes a superannuation contribution component.

Employment on-costs such as workers' compensation insurance are included at note 15 'Other expenses'. The employment on costs liability is included at note 30 'Provisions'. Superannuation contributions accrued as part of the provision for leave are employee benefits and are not included in employment on-costs. 2008-09 has been recasted to reflect the reclassification of superannuation oncosts.

7 SUPPLIES AND SERVICES	2010	2009
	\$'000	\$'000
Communications	859	1,095
Freight and mail	284	296
Property	935	868
Contractors and consultants	4,826	3,684
Consumables	2,373	2,596
Minor equipment acquisitions	467	708
Repairs and maintenance	2,060	2,039
Travel	1,535	1,896
Electricity and water	410	289
Advertising	151	93
Other	3,850	3,814
	<u>17,750</u>	<u>17,378</u>

8 DEPRECIATION AND AMORTISATION EXPENSE	2010	2009
	\$'000	\$'000
Depreciation		
Buildings	1,007	725
Marine vessels	892	2,312
Communications	76	83
Computing hardware	101	59
Furniture, fixtures and fittings	63	83
Office equipment	56	63
Plant and machinery	153	151
Motor vehicles	139	122
Other equipment	75	58
Infrastructure – maritime	83	83
Computing software	177	177
Total Depreciation	<u>2,822</u>	<u>3,916</u>
Amortisation		
Leased patrol vessel	440	440
Total Amortisation	<u>440</u>	<u>440</u>
Total Depreciation and Amortisation	<u>3,262</u>	<u>4,356</u>

9 FINANCE COSTS	2010	2009	15 GRANTS AND CONTRIBUTIONS	2010	2009
	\$'000	\$'000		\$'000	\$'000
Finance lease finance charges	140	59	Fisheries Research and Development Corporation	1,497	2,051
	<u>140</u>	<u>59</u>	Other	5,136	2,630
10 ACCOMMODATION EXPENSES	2010	2009		<u>6,633</u>	<u>4,681</u>
	\$'000	\$'000			
Lease rentals	2,092	1,996	16 INTEREST REVENUE	2010	2009
	<u>2,092</u>	<u>1,996</u>		\$'000	\$'000
11 GRANTS & SUBSIDIES	2010	2009	Fisheries Research and Development Account	69	300
	\$'000	\$'000	Fisheries Research and Development Corporation Account	33	79
Recurrent				<u>102</u>	<u>379</u>
Grants to key stakeholder groups	1,743	1,934	17 NET GAIN/(LOSS) ON DISPOSAL OF NON-CURRENT ASSETS	2010	2009
Contributions to Fisheries Research and Development Corporation	1,710	1,363		\$'000	\$'000
Research grants	1,492	353	<i>Costs of Disposal of Non-current Assets</i>		
Other	154	522	Carrying amount of property, plant and equipment disposed of during the year	912	262
	<u>5,099</u>	<u>4,172</u>	Selling costs of property, plant and equipment disposed of during the year	-	-
12 FISHERIES ADJUSTMENT SCHEME BUY-BACKS	2010	2009	<i>Proceeds from disposal of non-current assets</i>		
	\$'000	\$'000	Proceeds from disposal of property, plant and equipment	1,021	172
Fisheries Adjustment Scheme buy-backs	2,566	3,176	Net Gain/(loss)	<u>109</u>	<u>(90)</u>
13 OTHER EXPENSES	2010	2009	Gain on Disposal of Non-Current Assets		
	\$'000	\$'000	Property plant & equipment	109	2
Employment on-costs (see note 8 'Employee benefits expense') (a)	5	(8)	Loss on Disposal of Non-Current Assets		
Other expenses	634	380	Property plant & equipment	-	(92)
	<u>639</u>	<u>372</u>			
(a) Includes workers' compensation insurance and other employment on-costs. The on-costs liability associated with the recognition of annual and long service leave liability is included at Note 30 'Provisions'. Superannuation contributions accrued as part of the provision for leave are employee benefits and are not included in employment on-costs. 2008/09 has been recast to reflect the reclassification of superannuation oncosts.			Net Gain/(loss)	<u>109</u>	<u>(90)</u>
14 USER CHARGES AND FEES	2010	2009	18 INCOME FROM STATE GOVERNMENT	2010	2009
	\$'000	\$'000		\$'000	\$'000
Access fees	11,241	14,292	Appropriation received during the year :	36,029	30,770
Development of Better Interests Fees	3,500	3,500	Service appropriations (a)	<u>36,029</u>	<u>30,770</u>
Application fees	921	895			
Licence fees	4,986	2,746	(a) Service appropriations are accrual amounts, reflecting the net cost of services delivered. The appropriation revenue comprises a cash component and a receivable (asset). The receivable (holding account) comprises the depreciation expense for the year and any agreed increase in leave liability during the year.		
Fees for service	35	57			
Other	3,990	2,454			
	<u>24,673</u>	<u>23,944</u>			

19 RESOURCES RECEIVED FREE OF CHARGE

	2010	2009
	\$'000	\$'000
Administration expenses	1,272	350
	<u>1,272</u>	<u>350</u>

Resources received free of charge has been determined on the basis of the following estimates provided by agencies:

Department of Justice	315	246
Western Australian Land Information Authority (1)	776	40
Department of Treasury and Finance (2)	181	64
Other (3)	-	22
	<u>1,272</u>	<u>372</u>

Where assets or services have been received free of charge or for nominal cost, the Department recognises revenues (except where the contributions of assets or services are in the nature of contributions by owners in which case the Department shall make a direct adjustment to equity) equivalent to the fair value of the assets and/or the fair value of those services that can be reliably determined and which would have been purchased if not donated, and those fair values shall be recognised as assets or expenses, as applicable.

The significant increase in the resources received free of charge is due to the following reasons:

- 1 There has been significant usage of Western Australian Land Information Authority's digital data for 2009/10 with the implementation of the Corporate Map Viewer.
- 2 The Department of Treasury and Finance provides accommodation services free of charge to the value of \$102,815 and it is being recognised for the first time in 2009/10.
- 3 Relates to transfer of assets so the amount is not included in expenses.

20 RESTRICTED CASH AND CASH EQUIVALENTS

	2010	2009
	\$'000	\$'000
Current		
Fisheries Research and Development Corporation Account (a)	1,011	645
Fisheries Adjustment Schemes Trust Account (b)	426	1,692
	<u>1,437</u>	<u>2,337</u>
Non-Current		
Salaries suspense account (c)	557	444
	<u>1,994</u>	<u>2,781</u>

(a) Monies held in the Fisheries Research and Development Corporation Account are not available for operations of the Department as they relate to specific research projects.

(b) Monies held in the Fisheries Adjustment Schemes Trust Account are only available for use as prescribed by the Fisheries Adjustment Scheme Act 1987.

(c) Amount held in suspense account is only to be used for the purpose of meeting the 27th pay in a financial year that occurs every 11 years. This amount will next be drawn in 2015/16.

21 RECEIVABLES

	2010	2009
	\$'000	\$'000
Current		
Receivables	1,104	1,465
Less: Allowance for impairment of receivables	(1)	(4)
GST Receivable	139	369
	<u>1,242</u>	<u>1,830</u>
Other Debtors	317	-
	<u>317</u>	<u>-</u>
	1,559	1,830
Non-Current		
Other Debtors	3,336	-
	<u>3,336</u>	<u>-</u>
Reconciliation of changes in the allowance for impairment of receivables		
Balance at start of year	4	13
Doubtful debts expense recognised in the income statement	-	(9)
Amounts written off during the period	3	-
Amounts recovered off during the period	-	-
	<u>1</u>	<u>4</u>

The 'Other Debtors' relates to an advance made to industry. The Department does not hold any collateral as security or other credit enhancements relating to receivables.

See also Note 2(m) 'Receivables' and Note 36 'Financial Instruments'.

22 AMOUNTS RECEIVABLE FOR SERVICES	2010	2009		2010	2009
	\$'000	\$'000		\$'000	\$'000
Current	2,226	4,003	FURNITURE AND FITTINGS		
Non Current	5,183	4,017	At cost (ii)	1,022	1,091
	<u>7,409</u>	<u>8,020</u>	Accumulated depreciation	(887)	(893)
				<u>135</u>	<u>198</u>
Represents the non-cash component of service appropriations. It is restricted in that it can only be used for asset replacement or payment of leave liability.			OFFICE EQUIPMENT		
See note 2(l) 'Amounts Receivable for Services (Holding Account)'.			At cost (ii)	405	398
			Accumulated depreciation	(301)	(259)
				<u>104</u>	<u>139</u>
			PLANT & MACHINERY		
			At cost (ii)	1,936	2,314
			Accumulated depreciation	(1,285)	(1,363)
				<u>651</u>	<u>951</u>
			MOTOR VEHICLES		
			At cost (ii)	1,292	1,186
			Accumulated depreciation	(439)	(398)
				<u>853</u>	<u>788</u>
			WORKS OF ART		
			At cost (ii)	97	97
				<u>97</u>	<u>97</u>
			OTHER EQUIPMENT		
			At cost (ii)	465	444
			Accumulated depreciation	(165)	(90)
				<u>300</u>	<u>354</u>
			INFRASTRUCTURE - MARITIME		
			At cost (ii)	2,513	2,528
			Accumulated depreciation	(1,211)	(1,139)
				<u>1,302</u>	<u>1,389</u>
			LEASED PATROL VESSEL		
			At capitalised cost	1,650	1,650
			Accumulated amortisation	(917)	(477)
				<u>733</u>	<u>1,173</u>
			CAPITAL WORKS IN PROGRESS		
			Buildings (ii) (iii)	4	8,726
			Maritime (ii)	4,338	672
			Computer Software (ii)	30	30
				<u>4,372</u>	<u>9,428</u>
			Total property, plant and equipment	<u>59,384</u>	<u>58,974</u>

23 OTHER ASSETS	2010	2009
	\$'000	\$'000
Prepayments		
Licences and rentals	72	10
Lease Patrol Vessel	8	13
Accrued Income		
Accrued Interest	29	28
	<u>109</u>	<u>51</u>

24 PROPERTY, PLANT AND EQUIPMENT	2010	2009
	\$'000	\$'000
LAND		
Land at fair value (i)	9,335	9,105
	<u>9,335</u>	<u>9,105</u>
BUILDINGS		
At fair value (i)	34,900	27,131
Accumulated depreciation	-	(1)
	<u>34,900</u>	<u>27,130</u>
MARINE VESSELS		
At fair value (ii)	9,956	10,863
Accumulated depreciation	(4,096)	(3,724)
	<u>5,860</u>	<u>7,139</u>
COMMUNICATION EQUIPMENT		
At cost (ii)	558	582
Accumulated depreciation	(507)	(438)
	<u>51</u>	<u>144</u>
COMPUTER HARDWARE		
At cost (ii)	1,356	1,366
Accumulated depreciation	(1,179)	(1,117)
	<u>177</u>	<u>249</u>
COMPUTER SOFTWARE		
Comp software – cost	879	879
Comp softwre – cost – accum amort	(365)	(189)
	<u>514</u>	<u>690</u>

- (i) Land and buildings were revalued as at 1 July 2009 by the Western Australian Land Information Authority (Valuation Services). The valuations were performed during the year and recognised at 30 June 2010. In undertaking the revaluation, fair value was determined by reference to market values for land: \$5,316,200 and buildings: \$941,200.00. For the remaining balance, fair value of land and buildings was determined by reference to current use of land and depreciated replacement value of improvements. See note 2(f) 'Property, Plant and Equipment and Infrastructure'.

- (ii) Marine vessels were revalued by the Maritime Engineers Pty Ltd during the year ended 30 June 2008 and recognised at 30 June 2008 at market value based on Asset Protection Criteria.

Reconciliation

Reconciliations of the carrying amounts of property, plant, equipment and vehicles at the beginning and end of the current financial year are set out below:

2010	Carrying amount at start of year \$'000	Additions \$'000	Disposal \$'000	Transfers from WIP \$'000	Revaluation \$'000	Deprecn. for the year \$'000	Carrying amount at end of year \$'000
Land	9,105	974	–	–	(744)	–	9,335
Buildings	27,130	10,826	–	–	(2,049)	(1,007)	34,900
Marine vessels	7,139	252	(639)	–	–	(892)	5,860
Communication equipment	144	–	(16)	–	–	(77)	51
Computer hardware	249	31	(2)	–	–	(101)	177
Computer software	690	–	–	–	–	(176)	514
Furniture, fixtures and fittings	198	–	–	–	–	(63)	135
Office equipment	139	21	–	–	–	(56)	104
Plant and machinery	951	53	(199)	–	–	(154)	651
Vehicles	788	409	(205)	–	–	(139)	853
Works of art	97	–	–	–	–	–	97
Other equipment	354	21	–	–	–	(75)	300
Infrastructure – Maritime	1,389	–	(5)	–	–	(82)	1,302
Leased patrol vessel	1,173	–	–	–	–	(440)	733
<i>Work in progress</i>							–
Computer software	30	–	–	–	–	–	30
Buildings	8,726	2,104	–	(10,826)	–	–	4
Maritime	672	3,666	–	–	–	–	4,338
	<u>58,974</u>	<u>18,357</u>	<u>(1,066)</u>	<u>(10,826)</u>	<u>(2,793)</u>	<u>(3,262)</u>	<u>59,384</u>
2009	Carrying amount at start of year \$'000	Additions \$'000	Disposal \$'000	Transfers from WIP \$'000	Revaluation \$'000	Deprecn. for the year \$'000	Carrying amount at end of year \$'000
Land	8,224	1,300	–	–	(419)	–	9,105
Buildings	26,570	21	–	–	1,264	(725)	27,130
Marine vessels	7,430	2,043	22	–	–	(2,312)	7,139
Communication equipment	179	48	–	–	–	(83)	144
Computer hardware	78	230	–	–	–	(59)	249
Computer software	818	49	–	–	–	(177)	690
Furniture fixtures and fittings	281	–	–	–	–	(83)	198
Office equipment	182	25	5	–	–	(63)	139
Plant and machinery	1,094	51	44	–	–	(150)	951
Vehicles	838	263	190	–	–	(123)	788
Works of art	97	–	–	–	–	–	97
Other equipment	69	344	–	–	–	(59)	354
Infrastructure – Maritime	1,471	–	–	–	–	(82)	1,389
Leased patrol vessel	1,613	–	–	–	–	(440)	1,173
<i>Work in progress</i>							–
Computer software	–	30	–	–	–	–	30
Buildings	4,895	3,831	–	–	–	–	8,726
Maritime	1,485	1,214	–	(2,027)	–	–	672
	<u>55,324</u>	<u>9,449</u>	<u>261</u>	<u>(2,027)</u>	<u>845</u>	<u>(4,356)</u>	<u>58,974</u>

25 IMPAIRMENT OF ASSETS

There were no indications of impairment of property, plant and equipment and infrastructure at 30 June 2010.

The Department held no goodwill or intangible assets with an indefinite useful life during the reporting period and at reporting date there were no intangible assets not yet available for use.

26 PAYABLES	2010	2009
	\$'000	\$'000
Current		
Trade payables	1,907	2,644
Other payables	–	145
	<u>1,907</u>	<u>2,789</u>

See also note 2(n) 'Payables' and note 40 'Financial Instruments'.

27 BORROWINGS	2010	2009
	\$'000	\$'000
Current		
Finance Lease Liability (a)	245	227
Borrowings from Western Australian Treasury Corporation	317	–
	<u>562</u>	<u>227</u>
Non Current		
Finance Lease Liability (a)	129	374
Borrowings from Western Australian Treasury Corporation	3,336	–
	<u>3,465</u>	<u>374</u>

(a) Lease liabilities are effectively secured as the rights to the leased assets revert to the lessor in the event of default.

The carrying amounts of non-current assets pledged as security are:

Finance Leases	2010	2009
	\$'000	\$'000
Leased Patrol Vessel	733	1,173
	<u>733</u>	<u>1,173</u>

28 PROVISIONS	2010	2009
	\$'000	\$'000
Current		
Employee benefits provision		
Annual leave (a)	3,763	3,364
Long service leave (b)	3,049	3,214
	<u>6,812</u>	<u>6,578</u>
Other provisions		
Employment oncosts (c)	51	55
	<u>6,863</u>	<u>6,633</u>

2010
\$'000

2009
\$'000

Non Current

Employee benefits provision		
Purchased and deferred leave	(9)	–
Long service leave (b)	1,975	2,011
	<u>1,966</u>	<u>2,011</u>

Other provisions		
Employment oncosts (c)	16	17
	<u>1,982</u>	<u>2,028</u>

TOTAL PROVISIONS

	<u>8,845</u>	<u>8,661</u>
--	--------------	--------------

(a) Annual leave liabilities have been classified as current as there is no unconditional right to defer settlement for at least 12 months after reporting date. Assessments indicate that actual settlement of the liabilities will occur as follows:

Within 12 months of reporting date	3,763	3,364
	<u>3,763</u>	<u>3,364</u>

(b) Long service leave liabilities have been classified as current where there is no unconditional right to defer settlement for at least 12 months after reporting date. Assessments indicate that actual settlement of the liabilities will occur as follows:

Within 12 months of reporting date	3,790	2,691
More than 12 months after reporting date	1,234	2,534
	<u>5,024</u>	<u>5,225</u>

(c) The settlement of annual and long service leave gives rise to the payment of employment on-costs, including workers' compensation insurance. The provision is the present value of expected future payments. The associated expense, apart from the unwinding of the discount (finance cost), is included in Note 15 'Other Expenses'.

Movements in other provisions

Movements in each class of provisions during the financial year, other than employee benefits are set out below:

Employment on-cost provision

Carrying amount at start of year	72	81
Additional provisions recognised	5	(8)
Payments/other sacrifices of economic benefit	(10)	(1)
Carrying amount at the end of year	<u>67</u>	<u>72</u>

The superannuation oncosts are included in the annual and long service leave provisions for 2009/10. 2008/09 has been recast to reflect the re-classification.

29 OTHER LIABILITIES	2010	2009
	\$'000	\$'000
Current		
Accrued salaries	451	329
Superannuation accrued	47	39
FBT Accrued	48	89
Other	178	343
Infringement Notice collections payable	9	2
	<u>734</u>	<u>802</u>

Comparative figures have been reclassified to be comparable with the figures presented in the current financial year in accordance with AASB 101 (27).

30 EQUITY

Equity represents the residual interest in the net assets of the Department. The Government holds the equity interest in the Department on behalf of the community. The asset revaluation reserve represents that portion of equity resulting from the revaluation of non-current assets.

ACCUMULATED SURPLUS	2010	2009
	\$'000	\$'000
Balance at the start of the year	3,914	11,431
Adjustment for prior year error	–	7
	3,914	11,438
Results for the year		
Deficit as per Statement of Comprehensive Income	(757)	(7,524)
Balance at the end of the year	<u>3,157</u>	<u>3,914</u>
CONTRIBUTED EQUITY	2010	2009
	\$'000	\$'000
Balance at the start of the year	39,166	36,466
Contributions by owners (a)	–	1,300
Capital contribution (a)	5,400	1,400
Total contributions by owners	<u>44,566</u>	<u>39,166</u>

(a) Capital Contributions (appropriations) and non-discretionary (non-reciprocal) transfers of net assets from other State government agencies have been designated as contributions by owners in Treasurer's Instruction TI 955 'Contributions by Owners Made to Wholly Owned Public Sector Entities' and are credited directly to equity.

RESERVES	2010	2009
	\$'000	\$'000
Asset Revaluation Surplus		
Balance at the start of the year	16,835	15,990
Net revaluation increments/(decrements):		
Land	(744)	(419)
Buildings	(2,050)	1,264
Balance at the end of the year (a)	<u>14,041</u>	<u>16,835</u>
Total equity	<u>61,764</u>	<u>59,915</u>

(a) The asset revaluation surplus is used to record increments and decrements on the revaluation of non-current assets, as described in accounting policy note 2(f).

31 NOTES TO THE CASH FLOW STATEMENT

(a) Reconciliation of cash	2010	2009
	\$'000	\$'000
Cash at the end of the financial year as shown in the Cash Flow Statement is reconciled to the related items in the Balance Sheet as follows:		
Cash and cash equivalents	3,464	1,090
Cash advances	22	22
Restricted cash and cash equivalents (refer note 20)	1,994	2,781
	<u>5,480</u>	<u>3,893</u>
(b) Reconciliation of net cost of services to net cash flows used in operating activities		
Net cash used in operating activities	(33,595)	(32,343)
<i>Non Cash Items</i>		
Depreciation and amortisation expense	(3,262)	(4,356)
Doubtful Debt expense	3	9
Resources received free of charge	(1,272)	(350)
Profit/(Loss) on disposal of assets	109	(90)
Other	(139)	(30)
<i>Increase/(Decrease) in Assets</i>		
Accounts receivable - General	(361)	268
Prepayments	58	(321)
Accrued Income	–	(32)
<i>(Increase)/Decrease in Liabilities</i>		
Accrued salaries	(122)	90
Superannuation Accrued	26	(39)
FBT Accrued	41	(45)
Other Liabilities	165	(310)
Income in advance	–	256
Liability for employee entitlements	(184)	(729)
Income in advance-Infringement notice Collections payable	(7)	2

	2010	2009
	\$'000	\$'000
Accounts payable - General	534	(717)
Increase/(Decrease) in GST		
Net GST (receipts) / payments	51	(153)
Change in GST in receivables/payables	(103)	224
Net cost of services	<u>(38,058)</u>	<u>(38,666)</u>
32 COMMITMENTS FOR EXPENDITURE	2010	2009
(a) Capital Expenditure Commitments	\$'000	\$'000
Capital expenditure commitments, being contracted capital expenditure additional to the amounts reported in the financial statements, are payable as follows:		
Within one year	4,931	5,191
Later than one year and not later than five years	-	-
Later than five years	-	-
	<u>4,931</u>	<u>5,191</u>
The capital commitments include amounts for:		
Buildings	<u>689</u>	<u>770</u>
(b) Operating Lease Commitments		
Commitments in relation to non-cancellable leases for accommodation and motor vehicles contracted for at the reporting date but not recognised in the financial statements are payable as follows:		
Within one year	3,100	2,800
Later than one year and not later than five years	2,263	2,437
Later than five years	13,625	13,936
	<u>18,988</u>	<u>19,173</u>
Representing:		
Cancellable operating leases	-	-
Non-cancellable operating leases	18,988	19,173
	<u>18,988</u>	<u>19,173</u>
(c) Finance Lease Commitments		
Minimum lease payments commitments in relation to finance leases are payable as follows:		
Within one year	266	227
Later than one year and not later than five years	133	374
Later than five years	-	-
Minimum lease payments	399	601
Less Future finance charges	(25)	(65)
Present value of finance lease liabilities	<u>374</u>	<u>536</u>

	2010	2009
	\$'000	\$'000
The present value of finance leases payables is as follows:		
Within one year	245	227
Later than one year and not later than five years	129	374
Later than five years	-	-
Present value of finance lease liabilities	<u>374</u>	<u>601</u>
Included in the financial statements as:		
Current (note 29)	245	227
Non-current (note 29)	129	374
	<u>374</u>	<u>601</u>

The operating lease commitments are calculated and forecast based on the information available at the reporting date and do not take into consideration any impacts of future changes arising from market conditions or rental reviews.

These leasing arrangements do not have escalation clauses other than in the event of payment default. There are no restrictions imposed by these leasing arrangements on other financing transactions.

The commitments, where applicable, are inclusive of GST.

33 CONTINGENT LIABILITIES AND CONTINGENT ASSETS

In addition to the liabilities included in the financial statements, the Department has the following contingent liabilities.

Contaminated Sites

Under the *Contaminated Sites Act 2003*, the Department is required to report known and suspected contaminated sites to the Department of Environment and Conservation (DEC). In accordance with the Act, DEC classifies these sites on the basis of the risk to human health, the environment and environmental values. Where sites are classified as contaminated - remediation required or possibly contaminated investigation required, the Department may have a liability in respect of investigation or remediation expenses.

The Department has reported a suspected contaminated site at the Albany Aquaculture Park to DEC. This has been classified by DEC as requiring further investigation. The Department is unable to assess the likely outcome of the classification process until the contamination sites auditor completes his or her assessment, and accordingly, it is not practicable to estimate the potential financial effect or to identify the uncertainties relating to the amount or timing of any outflows. Whilst there is no possibility of reimbursement of any future expenses that may be incurred in the remediation of these sites, the Department may apply for funding from the Contaminated Sites Management Account to undertake further investigative work or to meet remediation costs that may be required.

Litigation

There is no case of legal action in which the Minister for Fisheries has been named defendant.

34 EVENTS OCCURRING AFTER THE BALANCE SHEET DATE

There were no events occurring after the balance date that require disclosure or adjustment to the financial statements.

35 EXPLANATORY STATEMENT

Significant variations between estimates and actual results for income and expense as presented in the financial statement titled 'Summary of Consolidated Account Appropriations and Income Estimates' are shown below. Significant variations are considered to be those greater than 10%.

(a) Significant variances between estimate and actual for services delivered 2010

	2010 Actual \$'000	2010 Estimate \$'000	Variance \$'000
Services			
Compliance and Education	28,603	22,644	5,959
<i>The increase is the result of additional expenditure associated with new recreational initiative on Recreational Fishing Boat licences. This impacts salaries, supplies and services. Supplementary funding was obtained to fund this new initiative.</i>			
Research and Monitoring	22,909	17,590	5,319
<i>This increase is predominantly attributable to external revenue from research organisations being greater than budgeted.</i>			
Marine Safety Service	1,131	1,979	(848)
<i>This reduction results from a reduced level of activity delivered in this service against that planned.</i>			

(b) Significant variances in actual costs of services delivered between actuals for 2009 and 2010

	2010 Actual \$'000	2009 Actual \$'000	Variance \$'000
Services			
Compliance and Education	28,603	23,039	5,564
<i>The increase is the result of additional expenditure associated with new recreational initiative on Recreational Fishing Boat licences. This impacts salaries, supplies and services.</i>			
Marine Safety Service	1,131	1,684	(553)
<i>This reduction results from a reduced level of activity in this service.</i>			

(c) Significant variances between actuals for 2009 and 2010 – Capital Contribution

	2010 Actual \$'000	2009 Actual \$'000	Variance \$'000
Capital Contribution	5,400	1,400	4,000
<i>The appropriation each year is consistent with and will vary according to the approved capital program each year. The increase in this line item reflects funding in 2009/10 for the construction of the Denham Government Office.</i>			

(d) Significant variances between estimate and actual for 2010 - Capital Expenditure

	2010 Actual \$'000	2010 Estimate \$'000	Variance \$'000
Capital Expenditure	8,792	13,723	(4,931)
<i>The decreased expenditure results from some 2009/10 financial year expenditure, namely construction of the Denham building, being deferred to 2010/11 as compared to the estimate only reflecting the 2009/10 funding allocation.</i>			

Supplementary Funding Approved During 2009/10

	\$'000
Recurrent	
Recreational Fishing Initiative	1,400
Fisheries Services	4,500
Delayed Shared Services roll in of Payroll and Human Resources	48
Vehicle Fleet savings	(47)
Procurement savings	(218)
	5,683

36 FINANCIAL INSTRUMENTS

(a) Financial Risk Management Objectives and Policies

Financial instruments held by the Department are cash and cash equivalents, borrowings, finance leases, and receivables and payables. All of the Department's cash is held in the public account. The Department has limited exposure to financial risks. The Department's overall risk management program focuses on managing the risks identified below.

Credit Risk

Credit risk arises when there is the possibility of the Department's receivables defaulting on their contractual obligations resulting in financial loss to the Department.

The maximum exposure to credit risk at the end of the reporting period in relation to each class of recognised financial assets is the gross carrying amount of those assets inclusive of any provisions for impairment, as shown in the table at Note 36(c) 'Financial Instruments Disclosures' and Note 21 'Receivables'.

Credit risk associated with the Department's financial assets is minimal because the main receivable is the amount receivable for services (holding account). For receivables other than government, the Department trades only with recognised, creditworthy third parties. The Department has policies in place to ensure that sales of products and services are made to customers with an appropriate credit history. In addition, receivable balances are monitored on an ongoing basis with the result that the Department's exposure to bad debts is minimal.

At the balance sheet date there are no significant concentrations of credit risk.

Allowance for impairment of financial assets is calculated based on objective evidence such as observable data indicating changes in client credit ratings. For financial assets that are either past due or impaired, refer to Note 36(c) Financial Instruments Disclosures.

Liquidity Risk

Liquidity risk arises when the Department is unable to meet its financial obligations as they fall due.

The Department is exposed to liquidity risk through its trading in the normal course of business.

The Department has appropriate procedures to manage cash flows including drawdowns of appropriations by monitoring forecast cash flows to ensure that sufficient funds are available to meet its commitments.

Market Risk

Market risk is the risk that changes in market prices such as foreign exchange rates and interest rates will affect the Department's income or the value of its holdings of financial instruments.

The Department is not exposed to interest rate risk because cash and cash equivalents and restricted cash are non-interest bearing and the Department does not trade in foreign currency and has no borrowings other than from the Western Australian Treasury Corporation and finance leases (fixed interest rate).

(b) Categories of Financial Instruments

In addition to cash, the carrying amounts of each of the following categories of the financial assets and financial liabilities at the balance sheet date are as follows:

	2010 \$'000	2009 \$'000
Financial Assets and Liabilities		
Financial Assets		
Cash and cash equivalents	3,486	1,112
Restricted cash and cash equivalents	1,994	2,781
Receivables (a)	12,165	9,481
Total Financial Assets	<u>17,645</u>	<u>13,374</u>
Financial Liabilities		
Financial liabilities measured at amortised cost	5,934	3,390
Total Financial Liabilities	<u>5,934</u>	<u>3,390</u>

(a) The amount of receivables excludes GST recoverable from the ATO (statutory receivable).

(c) Financial Instrument Disclosures

Credit Risk, and Interest Rate Risk Exposures

The following table discloses the Department's maximum exposure to liquidity and interest rate risk as at the balance date.

The Department's maximum exposure to credit risk at the balance sheet date is the carrying amount of the financial assets on the following table. The table is based on information provided to senior management of the Department. The Fixed Interest Rate contractual maturity amounts are representative of the undiscounted amounts at the balance sheet date. No adjustment for discounting has been made as it is considered immaterial.

The Department does not hold any collateral as security or other credit enhancements relating to the financial assets it holds.

The Department does not hold any financial assets that had to have their terms renegotiated that would have otherwise resulted being past due or impaired.

Interest rate exposures and ageing analysis of financial assets (a)

	Weighted Average Effective Interest Rate %	Carrying Amount \$'000	Interest Rate exposure		Past due but not impaired						Impaired Financial Assets \$'000
			Variable Interest Rate \$'000	Non-Interest Bearing \$'000	Up to 3 months \$'000	3-12 months \$'000	1-2 years \$'000	2-3 years \$'000	3-4 years \$'000	4-5 years \$'000	
Financial Assets											
2010											
Cash Assets	4.03%	3,486	3,486	-	-	-	-	-	-	-	-
Restricted cash assets	4.03%	1,994	1,011	983	-	-	-	-	-	-	-
Receivables (a)	0.00%	1,103	-	1,103	912	72	119	-	-	-	-
Loans and Advances	0.00%	3,653	-	3,653	-	-	-	-	-	-	-
Amounts Receivable for Services	0.00%	7,409	-	7,409	-	-	-	-	-	-	-
		17,645	4,497	13,148	912	72	119	-	-	-	-
2009											
Cash Assets	5.38%	1,112	1,112	-	-	-	-	-	-	-	-
Restricted cash assets	5.38%	2,781	-	2781	-	-	-	-	-	-	-
Receivables (a)	0.00%	1,461	-	1461	271	214	29	-	-	-	-
Amounts Receivable for Services	0.00%	8,020	-	8020	-	-	-	-	-	-	-
		13,374	1,112	12,262	271	214	29	-	-	-	-

(a) The amount of receivables excludes the GST recoverable from the ATO (statutory receivable).

Liquidity risk

The following table details the contractual maturity analysis for financial liabilities. The contractual maturity amounts are representative of the undiscounted amounts at the balance sheet date. The table includes both interest and principal cash flows. An adjustment has been made where material.

Interest rate exposure and maturity analysis of financial liabilities

	Weighted Average Effective Interest Rate %	Carrying Amount \$'000	Interest Rate Exposure			Adjustment for Discounting \$'000	Total Nominal Amount \$'000	Maturity Dates						
			Fixed Interest Rate \$'000	Variable Interest Rate \$'000	Non-Interest Bearing \$'000			Up to 3 months \$'000	3-12 months \$'000	1-2 years \$'000	2-3 years \$'000	3-4 years \$'000	4-5 years \$'000	More than 5 years \$'000
Financial Liabilities														
2010														
Payables	0.00%	1,907	-	-	-	-	-	-	-	-	-	-	-	-
WATC borrowings	6.12%	3,653	-	-	-	-	-	-	317	336	356	378	401	1,865
Finance lease liabilities	7.66%	374	-	-	-	-	-	60	185	129	-	-	-	-
		5,934	-	-	-	-	-	60	502	465	356	378	401	1,865
2009														
Payables	0.00%	2,789	-	-	2,789	-	-	-	-	-	-	-	-	-
Finance lease liabilities	7.66%	601	-	-	-	-	-	55	172	245	129	-	-	-
		3,390	-	-	2,789	-	-	55	172	245	129	-	-	-

The amounts disclosed are the contractual undiscounted cash flows of each class of financial liabilities.

Interest rate sensitivity analysis

The following table represents a summary of the interest rate sensitivity of the Department's financial assets as at the end of the reporting period on the surplus for the period and equity for a 1% change in interest rates. It is assumed that the change in interest rate is held constant throughout the reporting period.

The 1% change in interest rates has no impact on the financial liabilities, and hence the profit and equity, as payables do not attract interests and interest payable on the financial lease is based on fixed interest rate.

	Carrying Amount \$'000	-1% change		+1% change	
		Profit \$'000	Equity \$'000	Profit \$'000	Equity \$'000
2010					
Financial Assets					
Cash Assets	4,497	(45)	(45)	45	45

	Carrying Amount \$'000	-1% change		+1% change	
		Profit \$'000	Equity \$'000	Profit \$'000	Equity \$'000
2009					
Financial Assets					
Cash Assets	1,112	(11)	(11)	11	11

Fair Values

All financial assets and liabilities recognised in the Statement of Financial Position, whether they are carried at cost or fair value, or are recognised at amounts that represent a reasonable approximation of fair value unless otherwise stated in the applicable notes.

37 REMUNERATION OF SENIOR OFFICERS

Remuneration

The number of senior officers, whose total of fees, salaries, superannuation and other benefits received or due and receivable, for the financial year, fall within the following bands are:

	2010	2009
< \$110,000	1	2
\$120,001 – 130,000	1	–
\$140,001 – 150,000	1	1
\$150,001 – 160,000	1	1
\$160,001 – 170,000	–	1
\$170,001 – 180,000	1	1
\$270,001 – 280,000	1	–
	\$'000	\$'000
Total remuneration of senior officers	878	766

The remuneration includes the superannuation expense incurred by the Department in respect of senior officers.

No senior officers are members of the Pension Scheme.

38 REMUNERATION OF AUDITOR

Remuneration to the Auditor General for the financial year is as follows:

Auditing the accounts, financial statements and performance indicators	2010 \$'000	2009 \$'000
	150	145

The expense is included in notes 7 and 26.

39 RELATED BODIES

The Department has no related bodies as defined in the *Financial Management Act 2006* and Treasurer's Instruction 951.

40 AFFILIATED BODIES

The Department has no affiliated bodies as defined in the *Financial Management Act 2006* and Treasurer's Instruction 951.

41 SUPPLEMENTARY FINANCIAL INFORMATION

Write-Offs

During the financial year, debts due to the State were written off under the authority of:

The Accountable Officer	2010 \$'000	2009 \$'000
	4	21
	4	21

During the financial year these assets were written off the Department's asset register under the authority of:

The Accountable Officer	38	57
Less: Recovered by Insurance	–	(10)
	38	47
The Minister	214	–
Less: Recovered by Insurance	286	–
	(72)	–

Act of Grace Payments

During the financial year, one act of grace payment was made under the authority of:

The Minister	27	1,041
	27	1,041

DEPARTMENT OF FISHERIES SPECIAL PURPOSE ACCOUNT STATEMENT OF RECEIPTS AND PAYMENTS FOR THE PERIOD 1 JULY 2009 TO 30 JUNE 2010

42 FISHERIES RESEARCH AND DEVELOPMENT ACCOUNT

2009	2010	
\$'000	\$'000	\$'000
8,113	Opening balance - 1 July	
Receipts		
20,935	30,035	Contribution from Consolidated Account
14,292	15,752	Fisheries Access Fees
3,500	3,500	Development and Better Interests
895	921	Application Fees
482	65	Interest
1,996	5,136	Grants
2,393	8,636	Other Sundry Revenue
52,606	64,045	
	65,113	
Payments		
51,425	61,604	Contribution to Fisheries WA operations
113	113	Contribution to Salaries Suspense
51,538	61,717	
1,068	3,396	Balance 30 June held by Treasury

The Fisheries Research and Development Account, which was established under the Fisheries Act 1905 (repealed) was continued under the Fish Resources Management Act 1994 (FRMA 1994). The purpose of the Account is to hold funds in accordance with section 238 of the FRMA 1994 which may be used and applied by the Minister in such manner and in such proportion as the Minister thinks fit for all or any of the purposes prescribed by section 238(5) of the FRMA 1994 and sections 37(3), 41 and 55(4) and (5) of the Pearling Act 1990. All revenue and expenditure relating to commercial fishing, fish and fish habitat protection, pearling and aquaculture services is transacted through this account.

43 AFMA ACCOUNT

2009	2010	
\$'000	\$'000	\$'000
165	Opening balance - 1 July	
Receipts		
116	21	Funds received from AFMA
281	21	
Payments		
269	13	Expenditure on AFMA related activities
269	13	
12	20	Balance 30 June held by Treasury

The AFMA Account is established under the FRMA 1994. The Account is used for transactions relating to the services provided by Department of Fisheries to the Australian Fisheries Management Authority. The purpose of the Account is to hold funds in accordance with section 241 of the FRMA 1994 which may be applied by the Minister for all or any of the purposes prescribed by section 241(4) of the FRMA 1994.

44 RECREATIONAL FISHING ACCOUNT

2009	2010	
\$'000	\$'000	\$'000
10	Opening balance - 1 July	
Receipts		
9,221	10,992	Contribution from Consolidated Account
2,746	4,985	Recreational Fishing Licences
11,977	15,977	
Payments		
11,967	15,977	Expenditure on recreational fishing related activities
11,967	15,977	
10	10	Balance 30 June held by Treasury

The Recreational Fishing Account is established under the FRMA 1994. The purpose of the account is to hold funds in accordance with section 239 of the FRMA 1994 which may be applied by the Minister for all or any of the purposes prescribed by section 239(4) of the FRMA 1994. The main revenue sources include contributions from the Consolidated Account and revenue from recreational fishing licences. The funds support activity relating to recreational fishing.

45 FISHERIES RESEARCH AND DEVELOPMENT CORPORATION ACCOUNT

2009 \$'000		2010 \$'000	\$'000
429	Opening balance - 1 July		645
	Receipts		
2,051	Contributions from Fisheries Research and Development Corporation	1,497	
79	Interest	33	
372	Other	296	1,826
2,931			2,471
	Payments		
2,286	Expenditure on Fisheries WA research-related activities	1,461	1,461
2,286			1,461
645	Balance 30 June held by Treasury		1,010

The purpose of this Account is to hold funds in accordance with section 242 of the *FRMA 1994* which may be applied by the Minister for all or any of the purposes prescribed by section 242(4) of the *FRMA 1994*. Approval has been granted by the Treasurer to overdraw this Account to a limit of \$300K.

46 FISHERIES ADJUSTMENT SCHEMES TRUST ACCOUNT

2009 \$'000		2010 \$'000	\$'000
1,195	Opening balance - 1 July		1,692
	Receipts		
1,982	Specific State contributions to fisheries adjustment	1,013	1,013
3,177			2,705
	Payments		
	Administration	3	
1,485	Unit buy-back State Scheme	2,276	2,279
1,485			2,279
1,692	Balance 30 June held by Treasury		426

The purpose of this account is to hold funds in accordance with section 5 of the Fisheries Adjustment Scheme Act 1987 which shall be applied by the Minister for the purposes prescribed by section 6 of that Act.

47 FISHERIES PRIVATE MONEYS TRUST ACCOUNT

2009 \$'000		2010 \$'000	\$'000
	21 Opening balance - 1 July		60
	Receipts		
40	Proceeds from the sale of seized fish	8	8
61			68
	Payments		
	1 Monies Repaid	2	2
60	Balance 30 June held by Treasury		66

The purpose of this account is to hold moneys seized and proceeds from the sale of seized fish pursuant to the *Fisheries Act 1905* pending prosecution action. *The Fisheries Act 1905* has been repealed and replaced by the *FRMA 1994*.

48 FISH FARM BOND DEPOSITS TRUST ACCOUNT

2009 \$'000		2010 \$'000	\$'000
	68 Opening balance - 1 July		105
	Receipts		
26	Interests	4	
11	Deposits received	-	4
105	Balance 30 June held by Treasury		109

The purpose of this account is to hold fish farm bond deposits lodged by licensees, as security and guarantee for the due and punctual performance of the licensees Fish Farm licence conditions.


DEPARTMENT OF FISHERIES DISCLOSURE OF FINANCIAL TRANSACTIONS INDIAN OCEAN TERRITORIES FOR THE PERIOD 1 JULY 2009 TO 30 JUNE 2010
49 CHRISTMAS ISLAND AND COCOS (KEELING) ISLANDS

2009 \$'000	2010 \$'000	\$'000
7 Opening Balance		91
Income		
Application fees and Recerational Boat Licences	2	
477 Commonwealth Funding	476	478
484		569
Expenditure		
128 Salaries	272	
73 Travel & Accommodation	65	
52 Administration	80	
140 Oncosts	299	716
393		716
91 Balance 30 June		(147)

In October 2001, the Department of Fisheries entered into a Service Delivery Agreement (SDA) with the Commonwealth. The SDA provides for the delivery of a range of services by the Department of Fisheries in the Indian Ocean Territories including the management of commercial fishing, recreational fishing, aquaculture, fish health and community education and awareness programs. The Department provides these services on behalf of the Commonwealth Attorney General's Department, formerly on behalf of Department of Transport and Regional Services under the applied *Fish Resources Management Act (1994)* (WA) (CI) (CKI)

Other Financial Disclosures

Capital Works Program



The newly completed Marine Operations Centre for the Peel Region.

The table below details key areas of infrastructure that assists the Department of Fisheries to deliver planned outputs.

In 2009/10 the Department of Fisheries completed construction of the Marine Operations Centre – Peel Region that is located within the Ocean Marina in Mandurah. This is a multi-government agency facility and was completed at a total cost of \$10.4 million.

In May 2010 the Department launched its new \$3.4 million patrol vessel, the *PV Houtman*. The vessel program also covers smaller craft and outboard replacements for the Department’s fleet.

The capital program for 2009/10 has funded the commencement of planning and land acquisition for new government offices that are to be built in Denham. The total project cost for this new facility is \$8.5 million.

Where actual spending is under expenditure, adjustments are made to future out-years in the capital program.

Table 11. Capital Works Program 2009/10

Project Description	Planned Expenditure \$'000	Actual Expenditure \$'000
Information Systems	\$3,328	\$926
Plant and Equipment	\$623	\$393
Physical Infrastructure	\$4,670	\$3,510
Vessels	\$5,102	\$3,963
TOTAL: Capital Works Program	\$13,723	\$8,792

Pricing Policy for Services Provided

The Department of Fisheries operates in an environment where a significant proportion of operating revenue is received from sources other than the Consolidated Account.

The Minister for Fisheries and the commercial fishing sector have reached an agreement whereby the costs incurred by the Department in managing commercial fisheries are recovered from the fisheries concerned.

The operators in the State’s six major commercial fisheries – abalone, Exmouth Gulf prawn, pearling, Shark Bay prawn, Shark Bay scallop and western rock lobster – are currently meeting the full costs of services delivered, calculated by reference to the guidelines agreed by the industry and the Minister for Fisheries. The operators in the minor commercial fisheries are also required to make a contribution towards the cost of managing those fisheries.

The Department has developed a pricing policy to assist in making decisions on other ‘ad hoc’ requests for the provision of its services.



The new *PV Houtman* will have a busy workload helping to keep WA’s fisheries sustainable. Photo: Southerly Designs

Certification of performance indicators for the year ended June 30 2010

Certification of Performance Indicators

Treasurer's Instruction 905

Financial Management Act 2006

I hereby certify that the performance indicators are based on proper records, are relevant and appropriate for assisting users to assess the Department of Fisheries performance, and fairly represent the performance of the Department of Fisheries for the financial year ended 30 June 2010.



Stuart Smith

Accountable Authority
August 2010

Performance indicators for the year ended 30 June 2010

Government Goal, Department Outcome and Services and KPIs

Western Australia's fisheries and aquatic ecosystems are an important natural resource, owned by the community and managed by the State Government, through the Department of Fisheries, on behalf of all Western Australians.

The services of the Department of Fisheries, as described in the 2009/10 Budget Papers, are aimed at achieving the Government goal of: *Ensuring that economic activity is managed in a socially and environmentally responsible manner for the long-term benefit of the State.*

The Department of Fisheries has a single outcome: *Conservation and sustainable development of the State's fish resources.*

The Department supports achievement of the Government Goal and agency level outcome through four key services:

- Service 1: Fisheries Management
- Service 2: Compliance and Education
- Service 3: Research and Monitoring
- Service 4: Marine Safety Service

The Department of Fisheries evaluates, measures and reports on the effectiveness and efficacy of its services in achieving its desired agency-level

outcome and the agency's contribution to the government goal through key performance indicators or 'KPIs'.

Key performance indicators comprise both effectiveness and efficiency indicators. Effectiveness indicators (1.1, 1.2, 1.3, 2.1, 3.1, 3.2 and 3.3) show the extent to which the Department achieved its department-level outcome and the efficiency indicators show the cost of services delivered by the Department.

Objective 1 – Sustainable Fisheries Management

1.1 The proportion of fish stocks identified as being at risk or vulnerable through exploitation

Annual stock assessments of the fisheries that are subject to management are undertaken by the Department's Research Division. These assessments, together with trends in catch and fishing activity, have been used to determine the sustainability status of the State's most significant commercial fisheries (full details of which are in the companion *State of the Fisheries and Aquatic Resources Report 2009/10*). Performance is measured as the proportion of fisheries (which have sufficient data) for which the breeding stocks of each of the major target or indicator species are being maintained at levels that ensure catches could be sustained at desirable levels given effort levels and normal environmental conditions; or they are recovering from a depleted state at an appropriate rate following management intervention. The Department's 2009/10 Budget Papers state

that the target for the proportion of fisheries with appropriate breeding stock management is eighty five per cent (85%).

For the 2009/10 performance review, 38 fisheries have been utilised, which is one more than in 2008/09.

For the 38 fisheries reviewed, the 'Stock Status and Catch Ranges for Major Commercial Fisheries' section of the Annual Report records that breeding stock assessments are available for the major species taken in 36 (94 per cent) of these fisheries. For the other two fisheries, insufficient data were available on the target species to make a critical assessment. In situations where unmonitored stocks have the potential to become overfished, they are given priority for new research and/or management.

Within the group of 36 assessed fisheries, 30 involve stocks that were considered to have adequate breeding stock levels (83 per cent of fisheries). Two additional fisheries have breeding stocks considered to be recovering at acceptable rates (Shark Bay Snapper Fishery, Cockburn Sound Crab Fishery). Thus, while the crab stock within Cockburn Sound was still too low to open the fishery in 2008/09, it has continued to improve to the point where it will be open for the 2009/10 season. In conclusion, a combined total of 89 per cent of fisheries have breeding stock management that is considered satisfactory (Figure 3) which is above the target level.

For three of the remaining fisheries, the Southern and West Coast Demersal Gillnet and Longline Fishery (southern shark), the West Coast Demersal Scalefish Fishery and the Northern Shark Fishery, all have stocks considered to be depleted. Finally, the south coast herring fishery continues to have an uncertain status.

For the southern shark fishery, two of the four target species (dusky whaler and sandbar) have breeding stock levels that will continue to be below acceptable levels for some time due to previous fishing activities (i.e. not from current fishing impacts). Previous management interventions should now be generating a recovery of both dusky and sandbar stocks but this needs to be confirmed before their stock status can be revised.

The new set of management arrangements which were introduced for the West Coast Demersal Scalefish Fishery over the past 18 months were designed to reduce the total level of fishing mortality and catch on these stocks by 50 per cent. These levels of reductions are expected to be sufficient to initiate stock recovery. The catches of this suite by the commercial sector (line fishery and the net fishery) have already been reduced to be below the target levels. Management interventions to generate comparable reductions in the recreational and charter sector catches have also been introduced but their impact on the annual catch cannot be fully determined until they have been in place for over 12 months. Monitoring of the status of the indicator species and the catches

taken by all three sectors is currently underway to determine if the current set of management arrangements are delivering the required reductions in catch and fishing mortality.

In the Northern Shark Fishery, whilst there has been a significant reduction in effort, the impacts on the breeding stock from previous activities will also continue to affect the recruitment to the breeding stock and catches of one of the target species remain above target levels.

New research has begun on the stocks of herring in the south-west region to determine whether the recent low catch levels are a result of changes to environmental conditions or a reduction in the breeding stock leading to lowered recruitment, or reduced fishing effort, or some combination of the above.

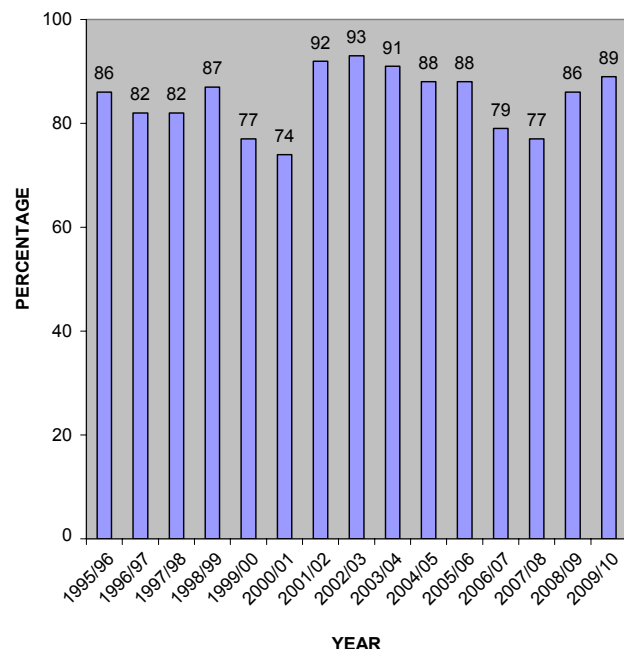


Figure 3. The proportion (%) of commercial fisheries where breeding stocks of the major target species are both assessed and either adequate or recovering adequately to levels to ensure catches can be sustained at maximum levels within the range expected under typical environmental conditions.

1.2 The proportion of commercial fisheries where acceptable catches (or effort levels) are achieved

A target catch or effort range has been determined for each of the major commercial fisheries (see the ‘Stock Status and Catch Ranges for Major Commercial Fisheries’ section of the Annual Report) by the Department’s Research Division. This indicator provides an assessment of the success of the Department’s management plans and regulatory

activities in keeping fish catches at appropriate levels (including those in a recovery phase). The Department’s 2009/10 Budget Papers state that the target is ninety per cent (90%).

For most of the fisheries in WA, each management plan seeks to directly control the amount of fishing effort applied to stocks, with the level of catch taken providing an indication of the effectiveness of the plan. Where the plan is operating effectively, the catch by the fishery should fall within a projected range. The extent of this range reflects the degree to which normal environmental variations affect the recruitment of juveniles to the stock which cannot be ‘controlled’ by the management plan.

For quota-managed fisheries, the measure of success for the management arrangements is firstly that the majority of the Total Allowable Catch (TAC) is achieved, but additionally, that it has been possible to take this catch using an acceptable amount of fishing effort. If an unusually large expenditure of effort is needed to take the TAC, or the industry fails to achieve the TAC by a significant margin, this may indicate that the abundance of the stock is significantly lower than anticipated. For these reasons, an appropriate range of fishing effort to take the TAC has also been incorporated for assessing the performance of quota-managed fisheries (see ‘Stock Status and Catch Ranges for Major Commercial Fisheries’ section of the Annual Report).

Comparisons between the actual catches (or effort) with the target ranges have been undertaken for 30 of the 38 fisheries referred to in ‘Stock Status

and Catch Ranges for Major Commercial Fisheries' section. The fisheries for which there are target ranges account for most of the commercial value of WA's landed catch. The fisheries where ranges are unavailable include the four pilchard fisheries, for which the fisheries are still rebuilding following an exotic virus attack and the effort levels to take the current quotas have not been established. For the mackerel and deep-sea crab fisheries, effort ranges are not yet available so catch ranges will continue to be used. Finally, some fisheries had negligible fishing activity for economic reasons and were therefore not assessed.

Of the 30 fisheries where 'target ranges' were available and a material level of fishing was undertaken in 2008/09, six were catch-quota managed [through a TAC allocated through Individually Transferable Quotas (ITQ)] with 24 subject to effort control management (including those with individually transferable effort 'quotas' or ITEs).

All of the ITQ-managed fisheries operated within their target effort/catch ranges or were acceptably below the effort range (Roe's abalone, pearl oysters). In the 24 effort-controlled fisheries, 22 produced catches that were within (12) or acceptably above (3) or below (7) their target catch ranges. The two fisheries identified where the catch levels were considered to be problematic were the Pilbara trawl fishery and the Northern Shark Fishery. Recent catches have been declining in the Pilbara trawl fishery and there are some questions whether

this is due to reduced gear efficiencies following the introduction of protected species bycatch reduction devices. In addition, the catch of sandbar sharks in the Northern Shark Fishery exceeded what is considered to be the appropriate level.

In summary, 28 (93 per cent) of the 30 fisheries assessed were considered to have met their performance criteria, or were affected by factors outside the purview of the management plan/arrangements (Figure 4) which is above the target level.

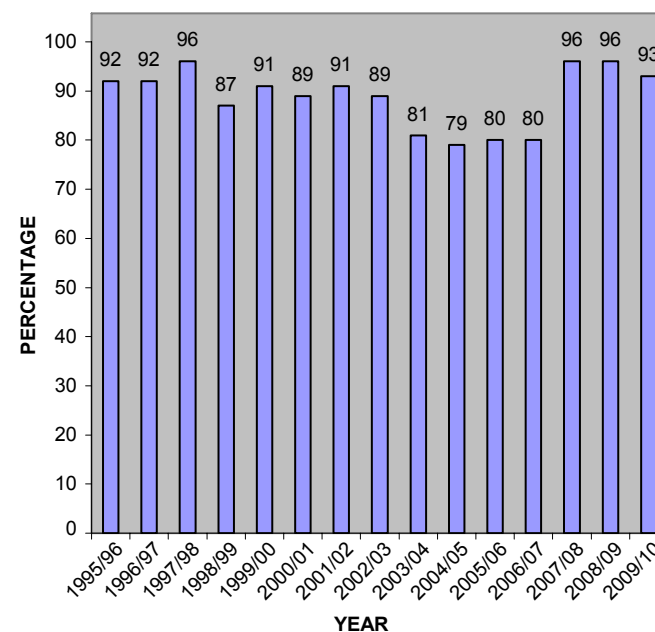


Figure 4. The proportion (%) of commercial fisheries where the catch or effort reported is acceptable relevant to the target management range being applied.

1.3 The percentage of fisheries or fished sectors where current catch shares are known and where catch share allocations are in process or in place

The primary object of the *Fish Resources Management Act 1994* is “to conserve, develop and share the fish resources of the State for the benefit of present and future generations”. This indicator has been developed to allow reporting on the ‘sharing’ of fish resources in Western Australia. In the context of this indicator, ‘sharing’ means to allocate the fish resources of the State, within sustainability limits, on an equitable basis to various sectoral user groups.

Previously, WA’s fish resources were shared mainly on an implicit basis, with no explicit setting of catch shares within an overall total allowable catch or corresponding total allowable effort. The Department is now implementing an Integrated Fisheries Management (IFM) approach where the aggregate effects of all fishing sectors are taken into account. This involves the use of a framework in which decisions on optimum resource use (i.e. allocation and re-allocation of fish resources) are determined and implemented within a total sustainable catch for each fishery or fished stock. IFM is being progressively phased in and it is likely to take some 10-years to bring the majority of the State’s shared fisheries under this new framework.

The indicator is presented in two parts:

- the percentage of fisheries or fished stocks for which current estimates of catch shares are available; and
- the percentage of those fisheries or fished stocks for which catch sharing allocations are in progress or in place.

The seventy per cent (70%) target in the Department’s 2009/10 Budget Papers relates to the percentage of fisheries or fished stocks for which current estimates of catch shares are available. The 2009/10 Budget Papers do not provide a target for the percentage of those fisheries or fished stocks for which catch sharing allocations are in progress or in place, but the Department has a target of twenty five per cent (25%) of catch sharing allocations in progress or in place by 2015.

‘Fisheries or fished stocks’ can either be a managed fishery for a particular species (e.g. western rock lobster) or a spatially managed area of fishing activity encompassing a number of species (e.g. west coast estuaries). A ‘current estimate’ (of catch) is defined as being within the past five years (i.e. since 2004/2005). Finally, a ‘sharing allocation’ is defined as a percentage of a total allowable catch or effort.

For the purposes of this indicator, 22 fisheries or stocks have been identified as having both a ‘material’ commercial and recreational catch share (Cockburn Sound crabs continued to be closed

for the reporting period and was therefore not included). Over time, the indicator may need to expand to include reference to fisheries or stocks for which there are other ‘material’ sectoral shares (e.g. customary fishing).

The most recent catch share data used for the first part of the indicator will be reported in the Department’s *State of the Fisheries and Aquatic Resources Report 2009/10*. These shares are currently based on commercial catch data and from the results of recreational surveys undertaken by the Department’s Research Division within the last five years. The Department has made no assessment of whether these current shares are optimal or equitable with regard to community benefit and it acknowledges that this indicator does not include shares allocated implicitly or otherwise to the conservation sector (via ‘no-take’ areas) or to other sectors (e.g. indigenous).

On this basis, the share of catch attributable to the commercial sector and the recreational sector for 2009/10 has been estimated for 14 of the 22 fisheries (63 per cent). This is an increase on the previous year resulting from a survey completed on recreational crab fishing in the Peel Harvey estuary and the full assessment of information obtained from the Gascoyne region recreational surveys (Figure 5).

The second part of the indicator only relates to those fisheries expected to have both ongoing and significant commercial and recreational sectors into the future. For these fisheries, the IFM initiative will

generate explicit allocations and/or re-allocations to specific sectors using a formal and structured allocation process. This process has already been completed for western rock lobster and metropolitan abalone fisheries, is currently underway for the West Coast Demersal Scalefish Fishery and the IFM process for the Gascoyne region has now also been initiated. The proportion of fisheries or fished stocks with formal share allocations should increase over time and we are on track to meet the 2015 target level of 25 per cent.

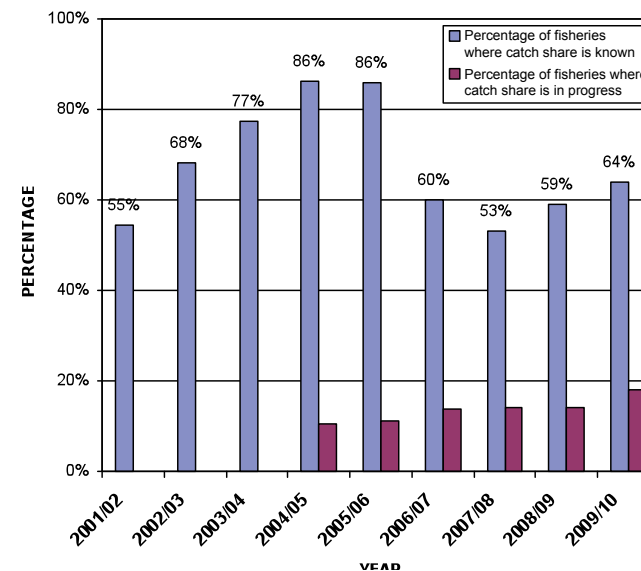


Figure 5. The proportion (%) of fisheries or fished stocks where estimates of catch shares are known and the proportion (%) of fisheries or fished stocks where catch sharing allocations are in progress or in place.

Objective 2 – Maximise the Economic Benefit to the State

2.1 The contribution to the State’s gross value of output

The Department seeks to manage the State’s fisheries in an economically, social and environmentally sustainable manner. This performance indicator deals with the economic component of the ‘triple bottom line’ approach. Sustainably managed commercial fisheries provide benefits to the State as a result of significant local sales and export earnings from fish and fish products. Commercial fisheries that are not managed sustainably will suffer a reduced value of production as less fish products will be available to the catching and marketing sectors.

The value, at first point of sale, of the production from WA’s commercial and pearling/aquaculture sectors is published by the Australian Bureau of Agricultural and Resource Economics (ABARE) annually, based on data supplied by industry to the Department’s Research Division. Information for the years 2006/07 to 2008/09 in broad groupings is provided in Table 12. The target is for production and value to be stable or increasing.

The overall tonnage of commercially-caught crustaceans in 2008/09 was down compared to 2007/08, reflecting the drop in lobster catch. The decline in production value was exacerbated by the markets and the exchange rate affecting the value of the lobster catch combined with the slight declines in prawn and crab catches.

The production and value of the molluscan fisheries in 2008/09 were substantially lower than obtained in 2007/08. This was primarily due to the decreases in catches of scallops in the Shark Bay and, especially, the Abrolhos Islands scallop fisheries.

The finfish sector is comprised of a large number of fisheries and stocks. The annual production in 2008/09 was similar to 2007/08 with a total of 10,200 tonnes, and the value of production similarly stable at \$32 million.

The value of pearl production in 2008/09 declined even further to previous years due to the significant downturn in global economic activity. The production level and value of non-pearl aquaculture for 2008/09 were essentially unchanged from the previous year.

In summary, due to the combination of a drop in the overall tonnage of production in 2008/09 and the lower global economic status of some commodities, the total value of WA fisheries was significantly lower at \$394 million compared to \$454 million in 2007/08. The WA commercial fishing sector continues to be affected by a combination of significant external influences on market values and from the impacts of natural fluctuations in the abundances of key species.

Table 12. Western Australian Fisheries Production – Years 2006/07 to 2008/09

	2006/07(e)		2007/08(e)		2008/09 (f)	
	t	\$ m	t	\$ m	t	\$ m
Crustaceans	12,486	283	12,615	250	11,074	224
Molluscs	3,042	33	5,520	41	3,918	37
Fish	11,602	36	10,153	34	10,159	32
Other (a)	n/a	n/a	n/a	n/a	160	0.5
Pearling (b, c)	n/a	122	n/a	113	n/a	90
Aquaculture (d)	850	7	1,013	10	1,017	10
TOTAL PRODUCTION	27,908	481	29,301	448	26,328	394

Footnotes:

- (a) Miscellaneous invertebrates, e.g. beche-de-mer and sea urchins, previously reported under molluscs
- (b) Pearl oyster products other than pearls are included under molluscs.
- (c) Method of estimating the value of pearl production has been updated.
- (d) Excludes hatchery production and algae production for betacarotene.
- (e) Figures reflect those presented in last year’s Annual Report. Figures have not been adjusted for late production returns and validation of databases and will therefore not be the same as published in the ABARE-BRS Australian Fisheries Statistics 2009.
- (f) Figures current as at end of financial year.

n/a Not applicable.

Tonnage values are calculated from the Catch and Effort Statistics (CAES) data supplied by fishers on a monthly/trip basis, or quota returns supplied on a daily basis. The market values (except pearls) are obtained from surveys of the main seafood purchasers/processors.

Sources: ABARE-Bureau of Rural Sciences; Department of Fisheries, Western Australia

Objective 3 – Maximise the Social Benefit to the State

The Department seeks to manage the State’s fisheries in an economically, social and environmentally sustainable manner. This performance indicator deals with the social component of the ‘triple bottom line’ approach. Sustainably managed fisheries and aquatic environments provide benefits to the State by providing range recreational opportunities and experiences to the community from snorkelling and just looking at fish in their natural environment to ‘catching a feed’ for the family.

Information for performance indicators 3.1 to 3.3 was derived from a survey to assess the level of success of the Department of Fisheries’ activities and functions within the Western Australian community.

The objectives of the survey were to:

- assess the level of recall and awareness of the Department of Fisheries’ information and promotional activities;
- assess the understanding and support of the community for the Department of Fisheries’ management strategies across all four programs (Commercial Fisheries, Recreational Fisheries, Pearling and Aquaculture, and Fish and Fish Habitat Protection); and
- examine key aspects of community fishing and marine habitat appreciation.

The survey was conducted by telephone during July 2010. The telephone numbers were randomly selected from the white pages. Respondents were males and females older than 17 years residing in Western Australia. The total sample of 744 interviews comprised:

- 499 from Major Cities;
- 139 from Inner Regional;
- 61 from Outer Regional; and
- 45 from Remote/Very Remote/Migratory;

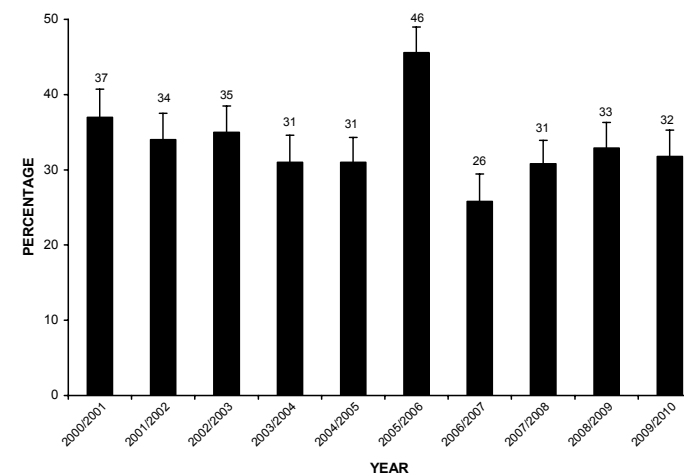
Roy Morgan Research conducted the field-work to collect data from the community. The Stock Assessment and Data Analysis Branch of the Western Australian Fisheries and Marine Research Laboratories performed the analysis of the survey data.

3.1 The participation rate in recreational fisheries

The Department's 2009/10 Budget Papers state that the target for the participation rate in recreational fisheries is thirty per cent (30%). The participation rate for recreational fishing in Western Australia was estimated as 32 per cent in 2009/10 compared to 33 per cent in 2008/09 and 31 per cent in 2007/08 (Figure 6). The improved response rates (calculated as percentage of contacts that resulted in a completed interview) of about 20% achieved for the last three years has provided a less biased estimate of the participation rate than for some earlier years.

The number of people in Western Australia who went recreational fishing at least once in the previous 12-month period was 583,000. This was estimated as 32 per cent of the State's population older than four years of age (using Australian Bureau of Statistics population estimates from the 2006 census).

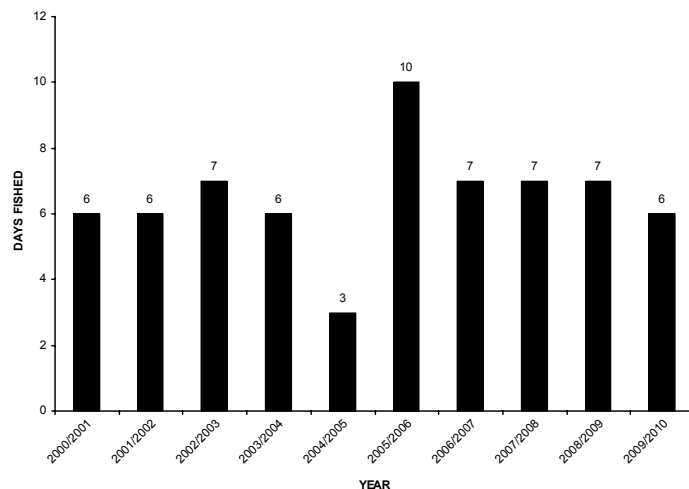
Figure 6. Participation Rate in Recreational Fisheries 2000/2001 – 2009/2010



Days Fished

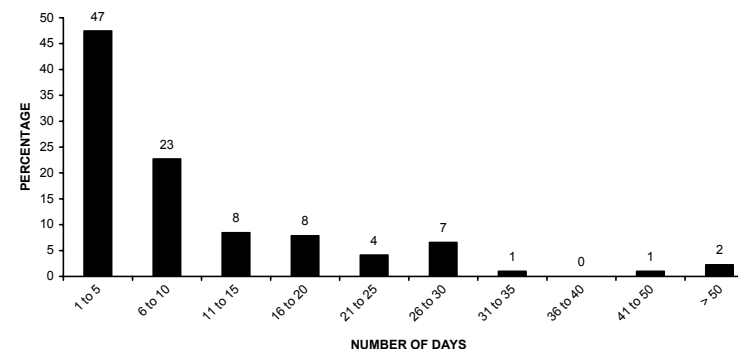
The median number of days fished by recreational fishers in the last twelve months was six days (Figure 7). The median number of days fished has remained at six or seven days for the last four years.

Figure 7. Median Number of Days Fished by Recreational Fishers 2000/2001 – 2009/2010



The number of days fished by recreational fishers in the last twelve months ranges from one to 179 days. The mean number of days fishing was 12 days. The majority of recreational fishers in Western Australia fished between one and ten days. However, some fished for considerably more days giving a skewed frequency distribution (Figure 8).

Figure 8. Distribution for Number of Days Fished by Recreational Fishers



Most recreational fishing effort occurred in the Perth Metropolitan area from Yancheep to Mandurah (42 per cent). Other areas that people fished were West Coast other than the Perth Metropolitan area (24 per cent), South Coast – Marine (19 per cent), Gascoyne (seven per cent), Pilbara/Kimberley – Marine (three per cent), South Coast – Freshwater (two per cent), and Pilbara/Kimberley – Freshwater (two per cent).

3.2 Satisfaction index for persons participating in recreational fishing.

This performance indicator measures the effectiveness of the Department’s recreational fisheries management strategies, by seeking to gauge the level of awareness in the community about recreational fishing rules and the need for management - including measures such as closed seasons, bag limits, size limits licence fees - to ensure that there are ‘fish for the future’.

An overall satisfaction scoring model or index has been developed to measure and track the satisfaction of recreational fishers.

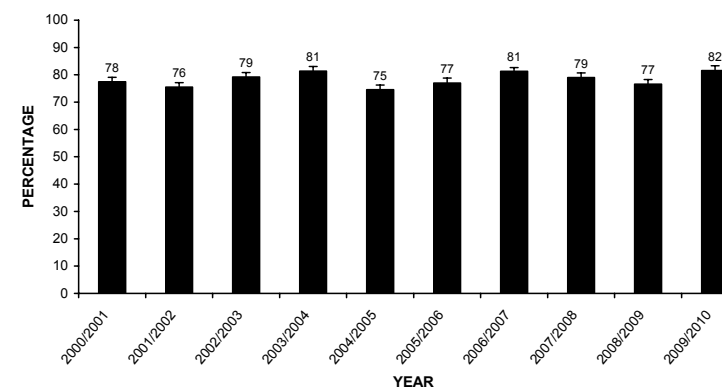
The satisfaction index is a combination of knowledge of management measures and confidence.

Management = the level of the person's awareness of rules and regulations.

Confidence = the level of the person's satisfaction with the number, size and variety of fish caught on their last trip and satisfaction with the overall fishing trip.

The above criteria were rated by each respondent on a scale of one to four, and then amalgamated to provide the satisfaction index. The satisfaction index for recreational fishing was 81.6 per cent with a 95 per cent confidence interval between 80.0 per cent and 83.2 per cent (Figure 9). The satisfaction index is significantly higher than the value of 76.6 per cent for 2008/2009. This was due to a higher level of satisfaction with the number, size and variety of fish caught on their last trip and satisfaction with the overall fishing trip.

Figure 9. Satisfaction Index for Persons Participating in Recreational Fishing 2000/2001 – 2009/2010



3.3 Satisfaction rating of the broader community and stakeholders as to their perceptions of the extent to which the Department of Fisheries is achieving sustainable fisheries management objectives.

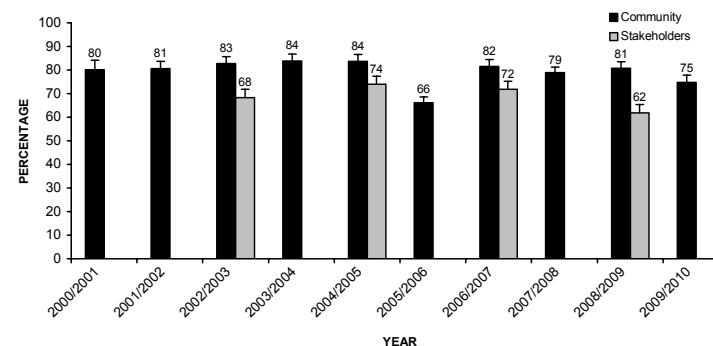
The Department of Fisheries was given a satisfaction rate of 74.8 per cent by the Western Australian public across its four service areas of commercial fishing, recreational fishing, fish and fish habitat protection, and aquaculture and pearling. The 95 per cent confidence interval for the satisfaction rate given by the community was between 71.7 per cent and 77.9 per cent. Only respondents that were aware the Department of Fisheries was responsible for a service area were asked to rate the Department's performance for that service area. These results are for respondents from the broader community who knew the Department of Fisheries was responsible for one or more of the four service areas.

The satisfaction rating for this financial year is significantly lower than the rate of 80.7 per cent for 2008/09 (Figure 10). This was mainly due to a lower level of satisfaction with the management of aquaculture and pearling. The satisfaction rate given the Department by the community ranges from 66.1 per cent for 2005/2006 to 83.9 per cent in 2003/2004.

During 2002, 2004, 2006 and 2008 an additional survey was conducted to measure the satisfaction of Department of Fisheries' stakeholders. The 2008 survey comprised 149 interviews with representatives from commercial fisheries, recreational fisheries, fish and fish habitat protection and aquaculture and pearling. The Department of Fisheries was given a satisfaction rate of 61.8 per cent by Department of Fisheries stakeholders (Figure 10). The 95 per cent confidence interval for the satisfaction rate is between 58.2 per cent and 65.4 per cent. The satisfaction rate is significantly lower than the value of 71.8 per cent from the 2006 stakeholder survey (Baharthah, 2006). This is mainly due to a decrease in satisfaction with the management of commercial and recreational fisheries. This survey will be repeated later this year.

The satisfaction rating of stakeholders was significantly lower than the satisfaction rating of the broader community. The satisfaction rating was 61.8 per cent for stakeholders and 74.8 per cent for the broader community as to their perceptions of the extent to which the Department of Fisheries is achieving sustainable fisheries management.

Figure 10. Satisfaction Rating of the Broader Community and Department's Stakeholders 2000/2001 – 2009/2010



Efficiency Indicators

The Department's efficiency indicators have been calculated by dividing the total service cost in a functional area by the hours delivered in that functional area.

The measures enable analysis of variance in costs from year-to-year and provide a benchmark for comparison against like service delivery.

The reported hourly cost includes a component to cover fixed indirect costs.

In calculating the efficiency indicator targets, it is assumed that the Department will operate at full capacity (i.e. all positions occupied) for the full year. This is not normally the case and consequently the target cost per hour is normally less than the actual cost. This fact is demonstrated in the closer alignment between the actual results from one year to the next.

Explanations for those variances greater than 10 per cent have been included within each service.

Outcome: Conservation and sustainable development of the State’s fish resources.

Service 1: Fisheries Management

Service Description:

Fisheries management includes licensing, the development of policy and procedural frameworks including legislation and management plans, consultation with fishing industry stakeholders and the community.

Efficiency in Service 1 is described as the average cost per hour for services delivered excluding payments for grants and fisheries adjustment schemes.

Table 13 – Service 1

Service 1 Fisheries Management	Actual 2008/09	Target 2009/10	Actual 2009/10	Variance Actual	Variance Target
Average cost per hour of management (excluding grants and fisheries adjustments)	\$112	\$109	\$117	\$5	\$8

Service 2: Compliance and Education

Service Description:

Through the compliance and education service the Department raises community awareness and understanding of the issues and the need to adhere

to the rules governing fishing activities. This service enforces fishing rules and also plans and instigates investigations and enforcement strategies.

Efficiency in Service 2 is described as the average cost per hour for services delivered as outlined in the following table.

Table 14 – Service 2

Service 2 Compliance and Education	Actual 2008/09	Target 2009/10	Actual 2009/10	Variance Actual	Variance Target
Average cost per hour of compliance and education.	\$229	\$129	\$164	\$(65)	\$35

Explanation of Significant Variances

Actual 2008/09 against Actual 2009/10

The Actual 2008/09 was extraordinarily high due to a lower than expected number of hours (101,000) attributed to this service. The 2009/10 result of 174,000 hours is closer, but still not quite meeting with the target of 183,000. This was due to higher than expected vacancies.

Service 3: Research and Monitoring

Service Description:

The research and monitoring service provides scientific knowledge for the sustainable management of the State’s fisheries and aquatic resources and the associated environment.

Efficiency in Service 3 is described as the average cost per hour for services delivered within each of the three functional areas as outlined in the following table.

Table 15 – Service 3

Service 3 Research and Monitoring	Actual 2008/09	Target 2009/10	Actual 2009/10	Variance Actual	Variance Target
Average cost per hour of research and monitoring	\$137	\$110	\$118	\$(19)	\$8

Explanation of Significant Variances

Actual 2008/09 against Actual 2009/10

The Actual 2009/10 has reduced against the prior year as a result of direct research hours increasing from 156,640 to 170,606 as a result of additional activities funded through Western Australian Marine Scientific Institution and Natural Resource Management grants.

Service 4: Marine Safety

Service Description:

The marine safety service is delivered on behalf of the Department of Transport. This service includes checks by Fisheries and Marine Officers of recreational boats to ensure compliance with the safety requirements.

Efficiency in Service 4 is described as the average cost per hour for services delivered within each of the three functional areas as outlined in the following table.

Table 16 – Service 4

Service 4 Marine Safety	Actual 2008/09	Target 2009/10	Actual 2009/10	Variance Actual	Variance Target
Average cost per hour for delivery of marine safety services	\$134	\$116	\$143	\$9	\$27

Explanation of Significant Variances

Target 2009/10 against Actual 2009/10

The Department of Transport is increasing its own marine safety activity in urban areas. This enabled a 50 per cent reduction in Department of Fisheries hours allocated to this service under a renegotiated Memorandum of Understanding.

Other Legal Requirements

Advertising and Sponsorship

In compliance with section 175ZE of the *Electoral Act 1907*, the Department of Fisheries is required to report on expenditure incurred during the financial year in relation to advertising agencies, market research organisations, polling organisations, direct mail organisations and media advertising organisations.

The details of the report are as follows:

Table 17. Advertising and Sponsorship 2009/10

Expenditure with advertising agency – Adcorp	\$88,204.49
Expenditure with market research agencies	\$0.00
Expenditure with polling agencies	\$0.00
Expenditure with direct mail agencies	\$0.00
Expenditure with media advertising agencies	\$0.00
Total Expenditure	\$88,204.49

Disability Access and Inclusion Plan

Through its Disability Access and Inclusion Plan, the Department of Fisheries is committed to delivering services for people with disabilities. The Disability Access and Inclusion Plan ensures equal access to the Department’s services that include fisheries management, compliance and education, research and monitoring, and marine safety.

The Disability Access and Inclusion Plan ensures that people with disabilities:

- Have the same opportunities as other people to access the services of, and any events organized by, the Department of Fisheries.
- Have the same opportunities as other people to access the buildings and other facilities of the Department.
- Receive information from the Department in a format that will allow ready access to it.
- Receive the same level and quality of service from the Department.
- Have the same opportunities as other people to make complaints to the Department.

- Have the same opportunities as other people to participate in any public consultation by the Department.

The Disability Access and Inclusion Plan identifies six outcomes for the Department of Fisheries to achieve:

Outcome 1

The Department is committed to ensuring all events are planned using the Accessible Events Checklist, which is available on the Department’s Intranet.

The Department has developed standard wording for all information bulletins and event invitations, to enable attendees to indicate the nature of any access requirements they have.

Outcome 2

The Department has undergone ongoing audits to identify any access barriers to its premises.

Outcome 3

The new redevelopment of the Department’ of Fisheries main website will ensure compliance with the WA Government’s Website Governance Framework including its accessibility and recordkeeping requirements (including W3C, WCAG, and the *Records Keeping Act*). The Department continues to be committed to improving community awareness of departmental information by making it available in alternative forms.

Outcome 4

The Department is committed to improving staff awareness of disability and access issues with the aim of providing improved service delivery.

Outcome 5

The Department is committed to ensuring that current complaints policies and procedures are accessible to people with disabilities.

Outcome 6

The Department monitors the progress of its Disability Access and Inclusion Plan. The Department will continue to progress improvements in its delivery of services and, in particular, to the special needs of those with a disability.

The Department also supports the fishing workshops for the disabled operated by the Fishers with Disabilities Association

Incorporated and provides a grant to assist the association meet its administration and insurance costs.

In addition to initiating the fishing workshops program for Fishers with Disabilities several years ago through its volunteers program, the Department of Fisheries contributes several members of staff to the board of the association. The Department allows these board members to attend board meetings and conduct association-related business during working hours while employed by the Department. The Department has similarly supported employees who have volunteered to assist in conducting fishing workshops operated by the association.

Human Resource Management Standards and Ethical Codes

The Department of Fisheries' human resource management policies are written to support the achievement of its human resource strategy and to comply with the Human Resource Management Standards for Western Australia's public sector.

All Human Resource policies and Code of Conduct are available to staff via the Department's Intranet. The Department continues to have very low numbers of claims relating to breaches of standards and the ethical codes.

The Department has revised agency policies with the aim of reducing misconduct, improving misconduct resistance and has published a comprehensive *Conduct and Behaviour Guide* that is complemented by an online training course in accountable and ethical decision-making.

The Department of Fisheries leads the WA public sector in developing an online learning course that includes information, assessments and practical scenarios aimed at raising awareness and understanding in the areas of:

- personal behaviour;
- communication and official information;
- fraudulent and corrupt behaviour;
- use of public resources;
- record keeping and use of information; and
- conflicts of interest.

In addition to the *Conduct and Behaviour Guide* and associated learning materials, the Department monitors compliance with agency codes through internal reviews of transactions and processes; monitoring the number of breach claims/disciplinary cases; analysis of data such as conflict of interest declarations; and through staff feedback via surveys, performance management and exit interviews.

For 2009/10 the Department reports the following compliance issues:

Table 18. Human and Ethical Compliance Issues and Actions 2009/10

Compliance issues	Reported for 2009/10
<i>Public Sector Standards in Human Resource Management Breach Claims</i>	No breach claims were made.
Non-compliance with the <i>WA Code of Ethics</i>	No reports of non-compliance with the <i>Code of Ethics</i> were submitted.
Allegations of Misconduct under the Disciplinary provisions of the <i>Public Sector Management Act 1994</i>	One case carried over from 2009/10 was finalised with no breach of discipline found. Seven new cases commenced in 2009/10 as a result of public allegations made in relation to the conduct of departmental staff. Following a comprehensive investigation, no breach of discipline was substantiated for officers concerned. One other new case commenced in 2009/10 that concluded as a result of the staff member ceasing their employment. As at 30 June 2010, no cases were underway.

Compliance with Relevant Written Laws

Enabling Legislation

The Department of Fisheries is established under Section 35 of the *Public Sector Management Act 1994*.

Legislation Administered

The Department of Fisheries assists the Minister in the administration of legislation under five State Acts of Parliament (see the section of this Annual Report entitled 'Profile of the Department of Fisheries').

The Department also manages the majority of fishing adjacent to Western Australia in the Australian Fishing Zone under the provisions of Part 5 of the *Fisheries Management Act 1991* of the Commonwealth and Part 3 of the *Fish Resources Management Act 1994*.

Legislation Affecting Department Outcomes

In the performance of its functions, the Department of Fisheries complies with the following relevant written laws:

- *Animal Welfare Act 2002*
- *Auditor General Act 2006*
- *Conservation and Land Management Act 1984*
- *Corruption and Crime Commission Act 2003*
- *Credit Act 1984*
- *Disability Services Act 1993*
- *Electronic Transactions Act 2003*
- *Environmental Protection Act 1986*
- *Environment Protection and Biodiversity Conservation Act 1999*
- *Equal Opportunity Act 1984*
- *Financial Management Act 2006*
- *Firearms Act 1973*
- *Freedom of Information Act 1992*
- *Government Employees' Housing Act 1964*
- *Government Financial Responsibility Act 2000*
- *Industrial Relations Act 1979*
- *Minimum Conditions of Employment Act 1993*
- *New Tax System (Goods and Services Tax) Act 1999*
- *Occupational Safety and Health Act 1984*
- *Occupiers Liability Act 1985*
- *Public and Bank Holidays Act 1972*

- *Public Interest Disclosures Act 2003*
- *Public Sector Management Act 1994*
- *Salaries and Allowances Act 1975*
- *Spent Convictions Act 1988*
- *State Administrative Tribunal Act 2004*
- *State Records Act 2000*
- *State Superannuation Act 2000*
- *State Supply Commission Act 1991*
- *State Trading Concerns Act 1916*
- *Trade Practices Act 1974*
- *Volunteers and Food and Other Donors (Protection from Liability) Act 2002*
- *Western Australian Marine Act 1982*
- *Wildlife Conservation Act 1950*
- *Working with Children (Criminal Record Checking) Act 2004*.

Numerous other State and Federal laws also affect the Department's activities. These are listed in Appendix 3.

In the financial administration of the Department of Fisheries, we have complied with the requirements of the *Financial Management Act 2006* and other relevant written law, and exercised controls which provide reasonable assurance that the receipt and the expenditure of monies, and the acquisition and disposal of public property and incurring of liabilities, have been in accordance with legislative provisions.

At the date of signing, I am not aware of any circumstances, which would render the particulars included in this statement misleading or inaccurate.



Stuart Smith

Accountable Authority



Kenneth Smith BCom CPA

Chief Finance Officer

30 June 2010

Reporting on Record Keeping Plans

(State Records Act 2000, Section 61 and State Records Commission Standards, Standard 2, Principle 6)

Under Section 19 of the *State Records Act 2000*, every government department is required to have a record keeping plan that has been approved by the State Records Commission. The plan sets out the matters about which records are maintained by the Department and how they are kept. An essential component of the plan is documentation regarding the record keeping system, disposal arrangements, policies, practices and processes. These components provide an accurate reflection of the record keeping program within, and constitute evidence of compliance with, the *State Records Act 2000*.

The Department of Fisheries' online Records Awareness training course has been supplemented with a refresher course to be completed by staff every two years. Initial take-up has been positive and the training will ensure a continued focus on records management obligations.

The Department's online induction course also includes a section on record keeping and refers to the online record keeping training and awareness course.

The Department's records management staff also conduct hands-on advanced records awareness training sessions in the Total Records and Information Management (TRIM) system with clerical, finance and administrative staff located in metropolitan, regional and district offices.

Public Interest Disclosures

(Public Interest Disclosures Act 2003, S23 (1) (f))

The *Public Interest Disclosure Act 2003* came into effect on 1 July 2003, requiring the Department of Fisheries to:

- facilitate the disclosure of public interest information;
- provide protection for those who make disclosures; and
- provide protection for those who are the subject of a disclosure.

In accordance with the Act, the Department has duly appointed Public Interest Disclosure Officers and has published internal policies and procedures related to its obligations.

Nil public interest disclosures were received during 2009/10.

Government Policy Requirements

Substantive Equality

Since 2006 the principles of Substantive Equality have been adopted by the Department of Fisheries through the development of an Aboriginal Fishing Strategy and the adoption of a Customary Fishing Policy.

The Department's consultation reforms are also designed to produce Substantive Equality outcomes, recognising that Indigenous and ethnic minority stakeholders experience reduced opportunities to engage with the Department under current rigid consultation structures.

As an example of the Department's work in this area, community consultation regarding recreational fishing in the (Perth) Metropolitan Roe's Abalone Fishery included posting a translation in the Vietnamese language on the Department's main website of the executive summary of a report on future management options for the fishery (Fisheries Management Paper No. 243) and how to provide feedback on them. This licensed fishery is very popular with members of Perth's ethnic Vietnamese community.

The Department has identified that the next stage of the priority service area will be a *Needs and Impact Assessment* regarding the licensing of aquatic charter activities of Aboriginal and minority ethnic groups. A preliminary scoping document was developed during 2009/10 outlining the background to current management arrangements for Aboriginal fishing tour operators. The *Needs and Impact Assessment* work will be undertaken as part of the overall review of the aquatic charter industry that is due to be completed by the end of 2010.

Occupational Safety and Health and Injury Management

The Department of Fisheries is committed to ensuring the health, safety and welfare of all its employees and other people who may be affected by its operational activities. The Department aims to engage in 'best practice' safety and health management practices, including education, training, reporting and accountability. This is done through the Occupational Safety and Health Committee that meets bi-monthly and is comprised of management representatives and elected representatives from regional and metropolitan workplaces.

To embed a safety culture within the Department of Fisheries, employees are able to engage directly with their manager or Occupational Safety and Health Committee representatives to formally raise safety and health issues through the Department's Hazard Accident Incident Report (HAIR) process.

All employees are kept abreast of safety and health matters through regular dissemination of information including updates of the Intranet and the Occupational Safety and Health bulletin, distributed to all staff after each Occupational Safety and Health committee meeting.

Injury management for non work-related injuries is dealt with on a case-by-case basis in the Department and return to work programs are developed in line with the *Workers' Compensation and Injury Management Act 1981*. Since 1 October 2009, the Department of Treasury and Finance Shared Services has become responsible for the administration and management of compensatable injury management programs for the Department of Fisheries.

The Department engaged an external accredited consultant to assess its Occupational Safety and Health management systems against the WorkSafe Accreditation Assessment framework in 2009 and received a Silver WorkSafe Plan Certificate of Achievement. A Silver Certificate acknowledges substantial progress in the development of commitment and management practices that Occupational Safety and Health laws promote and that rates of work-related injury and disease are reducing or kept at low levels.

Table 19. Occupational Safety and Health and Injury Management Performance against Key Indicators

Indicator	Target 2009/10	Performance 2009/10
Number of fatalities	Zero	Zero*
Lost time injury/disease (LTI/D) incidence rate	Zero or 10% reduction on previous year	1**
Lost time injury severity rate	Zero or 10% improvement on previous year	25 ***
Percentage of injured workers returned to work within 28 weeks	Actual percentage results to be reported	75%
Percentage of managers trained in occupational safety, health and injury management responsibilities****	Greater than or equal to 50%	20%

* There was one death that occurred in the workplace. However, it was not the result of a workplace injury as defined by S.231 (2) (a) (i) of the *Occupational Safety and Health Act 1984*.

** The figure for the lost time injury/disease rate is the number of lost time injuries (4) divided by the number of FTE (402) multiplied by 100.

*** The figure for lost time severity rate is derived from the number of severe claims (1) divided by the number of lost time injury claims (4) multiplied by 100.

**** The Department of Fisheries is currently developing learning and development materials for managers that take into account the outcomes and observations raised in the WorkSafe Accreditation Assessment undertaken in 2009.

Ministerial Directives

No Ministerial directives were received during the financial year.

Governance Disclosures

Contracts with Senior Officers

At the date of reporting, other than normal contracts of employment of service, no senior officers, or firms which senior officers are members, or entities which senior officers have substantial interests, had any interests in existing or proposed contracts with the Department of Fisheries and senior officers.



A native pygmy perch fry, which could be used to control mosquitoes in Perth's waterways. Photo: Craig Lawrence

APPENDICES

Appendix 1 Advisory Committees _____	125
Appendix 2 Major Publications Produced by the Department of Fisheries during 2009/10 ____	126
Appendix 3 Legislative Amendments and New Legislation _____	128
Appendix 4 State Register of Authorisations, Exemptions and Aquaculture Leases _____	137

APPENDIX 1

Advisory Committees

Aquatic Advisory Committee

Chair: Mr Robert Fisher AM

Ministerial and Management Advisory Committees (MACs)

- Rock Lobster Industry Advisory Committee (*Section 29, Fish Resources Management Act 1994*). Chair: Dr Ron Edwards
- Recreational Fishing Advisory Committee (*Section 33, Fish Resources Management Act 1994*). Chair: Mr Doug Bathgate
- Aquaculture Development Council (*Section 37, Fish Resources Management Act 1994*). Chair: Mr Russell Barnett
- Pearling Industry Advisory Committee (*Pearling Act 1990*). Chair: Mr Graham Short

Non-Statutory Management Advisory Committees

(*Section 41 and 42, Fish Resources Management Act 1994*)

- Integrated Fisheries Allocation Advisory Committee
- Abrolhos Islands Management Advisory Committee

Voluntary Fisheries Adjustment Scheme Committee of Management

(*Section 11, Fisheries Adjustment Schemes Act 1987*)

- South West Coast Salmon and Related Fisheries Voluntary Adjustment Scheme Committee of Management
- West Australian Trawl and Related Fisheries Voluntary Fisheries Adjustment Scheme Committee of Management
- West Coast Demersal Gillnet and Longline Fishery Voluntary Fisheries Adjustment Scheme Committee of Management
- Wetline and Related Fisheries Voluntary Fisheries Adjustment Scheme of Management

APPENDIX 2

Major Publications
Produced by the
Department of
Fisheries during
2009/10

The five web sites coordinated, designed and maintained by the Department of Fisheries form the backbone of its communications – visually and textually.

The five web sites are:

Department of Fisheries – www.fish.wa.gov.au

Naturaliste Marine Discovery Centre – www.nmdc.com.au

Seafood Western Australia.net – www.seafoodwesternaustralia.net

‘Sharing the Fish’ Conference – www.fishallocation.com

The national fisheries website for Ecological Sustainable Development, sponsored by the Fisheries Research and Development Corporation – www.fisheries-esd.com

Freshwater Fish Distribution in Western Australia – freshwater.fish.wa.gov.au

The Department publishes a suite of publications, in both print and e-media format, which are produced/reviewed on an annual basis. These include:

Annual Report to Parliament –

www.fish.wa.gov.au/docs/ar/index.php?0706

State of the Fisheries and Aquatic Resources report –

www.fish.wa.gov.au/docs/sof/index.php?0706

Recreational Fishing Guides –

www.fish.wa.gov.au/sec/about/pubs/index.php?0706

Species Identification Guides –

www.fish.wa.gov.au/sec/about/pubs/index.php?0706

Licensed Recreational Fisheries Brochures (rock lobster, abalone, marron, net fishing, recreational fishing from boat) –

www.fish.wa.gov.au/sec/about/pubs/index.php?0706

Fisheries Fact Sheets –

www.fish.wa.gov.au/docs/pub/FactSheets/index.php?0706

In addition, the Department also publishes a range of management and research documents each year – these are listed below for 2009/10.

Fisheries Occasional Publications

- No. 62** Christmas Island and Cocos (Keeling) Island’s Introduced Aquatic Organism Incident Response Manual (in press).
- No. 65** A Review of Management Arrangements for the Recreational Fishery for Demersal Scalefish in the West Coast Bioregion (July 2009).
- No. 66** Scientific review of the West Coast Demersal Scalefish Fishery, Western Australia (July 2009).
- No. 67** Review of Fisheries Research Report No. 177 (July 2009).
- No. 68** A Quota Management system for the western rock lobster fishery – an independent report commissioned by the Rock Lobster Industry Advisory Committee (July 2009).
- No. 69** An Input Control Management System for the Western Rock Lobster Fishery (July 2009).
- No. 70** Department of Fisheries Stakeholder Survey 2008 (September 2009).
- No. 71** Western Rock Lobster Low Puerulus Settlement Risk Assessment Workshop 1-2 April 2009 (September 2009).
- No. 72** Western Rock Lobster Ecological Effects of Fishing Research Plan (November 2009).
- No. 73** Report of the Consultation Working Group (July 2009).
- No. 74** Report of the Funding Working Group (July 2009).
- No. 75** Research and Development Plan 2009-2010 (October 2009).
- No. 77** Economic Analysis: Fishing Industry Impact Study – Kimberley LNG Project (February 2010).
- No. 78** Fishing Industry Impact Study – James Price Point Proposed Liquefied Natural Gas Precinct (February 2010).
- No. 79** A Sea Change for Aquatic Sustainability – Framework for a New Act of Parliament to replace the *Fish Resources Management Act 1994* (June 2010).

Fisheries Management Papers

- No. 234** A Five-Year Management Strategy for the Recreational Trout Fishery (September 2009).
- No. 235** Shark Bay Prawn and Scallop Fisheries - Final Review Report (April 2010).
- No. 236** Considerations for the Implementation of Western Rock Lobster Sectoral Allocations (January 2010).
- No. 237** Integrated Fisheries Management Draft Allocation Report – West Coast Demersal Scalefish Resource (in press)
- No. 238** Potential Reallocation Mechanisms for the Transfer and/or Adjustment of Catch Shares Between Sectors with Application to the Western and South Australian Rock Lobster Fisheries (January 2010)
- No. 239** Western Rock Lobster Fishery Harvest Strategy and Decision Rules Framework Proposals. A Discussion Paper (March 2010)
- No. 240** The Abrolhos Islands Management Plan (Draft) (in press)
- No. 241** The Abrolhos Islands – Ecological and Social Values (Draft) (in press)
- No. 242** Abalone Aquaculture in Western Australia – Aquaculture Policy (June 2010)
- No. 243** Future Management of the Perth Metropolitan Recreational Roe’s Abalone Fishery (May 2010)
- No. 244** A Bycatch Plan for the Pilbara Fish Trawl Fishery (in press)
- No. 245** Abalone of Coral, Live Rocks and Associated Products– Aquaculture Policy (August 2009)
- No. 246** Draft Management Plan for the Gascoyne Demersal Scalefish Managed Fishery (May 2010)
- No. 247** Integrated Fisheries Management Resource Report – West Coast Demersal Scalefish Resource (in press)

Fisheries Research Reports

- No. 193** Investigating Reproductive Biology Issues Relevant to Managing the Western Rock Lobster Broodstock.
- No. 194** Conceptual Models for Ecosystem-Based Fisheries Management (EBFM) in Western Australia

- No. 195** Compliance Program Evaluation and Optimisation in Commercial and Recreational Western Australian Fisheries. Final Report to Fisheries Research and Development Corporation on Project No. 2001/069.
- No. 196** Management of Bioeroding Sponges in Wild Stocks of *Pinctada maxima* in Western Australia. Final report to Fisheries Research and Development Corporation on Project No. 2005/074.
- No. 197** Coastal and Marine Resource Condition Monitoring – Scoping Project Final NRM Report – Project 073007 Part 1 – Knowledge Review and Gap Analysis: Resource Condition Monitoring in the Pilbara and Kimberley Regions of Western Australia.
- No. 198** Development towards Commercialisation of Marine Fish Larvae Feeds – Microdiets. Project No. 2004/258
- No. 199** The Effect of Western Rock Lobster Fishing on the Deepwater Ecosystems of the West Coast of Western Australia.
- No. 200** Hull Camera: Preliminary Design and Testing of its use for Assessing Biofouling on Small (<12 m) Recreational Vessels
- No. 201** A Community-Based Monitoring Program for Introduced Marine Pests
- No. 202** *Codium Fragile* ssp. *Fragile* (Suringar) Harriot Summary Document
- No. 203** The Volunteer Fisheries Liaison Officer (VFLO) Program: an Analysis of Recreational Fishing Data from 1995 - 2007
- No. 204** WA Native Fish Strategy: Freshwater Fish Distribution Database and Website
- No. 205** Field Trial of Potential Resource Condition indicators, and an Exploration of the Utility of Remote Sensing, for Mangroves and Intertidal Mud Flats in the Pilbara – Pilot Study. Coastal and Marine Resource Condition Monitoring – Scoping Project. Final NRM Report, Project 073001 – Part 2.
- No. 207** Actions to Implement and Complement the National System for the Prevention and Management of Introduced Marine Pests in Western Australia

APPENDIX 3Legislative
Amendments and
New Legislation**1. Summary****1.1 Fish Resources Management Act 1994**

There were no amendments to the *Fish Resources Management Act 1994*.

The *Fish Resources Management Amendment Act 2009* was assented to on 3 December 2009.

1.1.1 Fish Resources Management Regulations 1995

There were ten amendments and two printer's corrections made to the *Fish Resources Management Regulations 1995* (see item 2.1.1 below).

1.1.2 Management Plans

There were no new management plans, 21 amendments to existing management plans, and no management plans were revoked (see items 2.1.2 below).

1.1.3 Orders

There were two new orders, five amendments to existing orders and four orders were revoked (see items 2.1.3 below).

1.1.4 Notices

There were 17 notices published in the Gazette (see 2.1.4 below).

1.2 Pearling Act 1990

There were no amendments to this Act.

1.2.1 Pearling (General) Regulations 1991

There were no amendments to the Regulations.

1.2.2 Notices

There were three notices published in the Gazette and no notices were revoked (see items 2.2.1 below).

1.3 Fisheries Adjustment Schemes Act 1987

The *Fisheries Adjustment Schemes Amendment Act 2009* was assented to on 3 December 2009.

1.3.1 Fisheries Adjustment Schemes Regulations 1988

There was one new regulation and one amendment to the regulations (see items 2.3.1 below).

1.3.2 Notices

There were two new notices and three amendments to existing notices (see items 2.3.2 below).

1.4 Fishing Industry Promotion Training and Management Levy Act 1997

There were no amendments to this Act

1.5 Fishing and Related Industries Compensation (Marine Reserves) Act 1997

There were no amendments to this Act.

1.5.1 Fishing and Related Industries Compensation (Marine Reserves) Regulations 1998

There were no amendments to the regulations.

1.5.2 Notices

There was one new notice (see 2.5.1).

2. Subsidiary Legislation**2.1 Fish Resources Management Regulations 1995****2.1.1 Regulations***(a) New Regulations*

Fish Resources Management Amendment Regulations (No. 10) 2009. These amendments introduced the Point Quobba Fish Habitat Protection Area into the regulations. (*n.b.* Prohibition on Fishing (Point Quobba) Revocation Order 2009 – Order 3 of 2009 published at same time to remove Notice 330) Published on 3 July 2009 in Government Gazette number 216, page 2679-2680.

Fish Resources Management Amendment Regulations (No. 12) 2009. This amendment is to 55AA and 55B. Published on 18 August 2009 in Government Gazette number 149, pg 3237-3238.

Fish Resources Management Amendment Regulations (No. 15) 2009. This amendment is to reduce the rock lobster fee in Schedule 1 Part 3 item 3(32). Published on 10 September 2009 in Government Gazette number 162, page 3539.

Fish Resources Management Amendment Regulations (No. 14) 2009. This amendment relates to recreationally-caught demersal scalefish in the West Coast region, including a two-month closure, reduced bag limits for “category 2 and 3” fish, reduced slot limit for tailor, updated categories of fish in schedule 4, updating naming in schedule 7, updating prescribed value in Schedule 9 and an increase in the prescribed value for a fillet of finfish. Published on 29 September 2009 in Government Gazette number 174, page 3863-3882.

Fish Resources Management Amendment Regulations (No. 13) 2009. This amendment relates to certain regulations that relate to the marron fishery. Published on 13 October 2009 in Government Gazette number 183, page 4031-4034.

Fish Resources Management Amendment Regulations (No. 16) 2009. This amendment relates to the western rock lobster fishery and is to (a) prohibit the recreational and commercial take of female western rock lobster greater than 105mm from Zone C, and greater than 95mm from zone A and B; (b) increase the commercial and recreational minimum size limits in Zone A and B to 77mm through the entire season; (c) processors to submit weekly catch returns; (d) increase commercial escape gaps to 55mm; and (e) allow carrier boats to carry more than four pots. Published on 5 November 2009 in Government Gazette number 200, page 4411-4415.

Fish Resources Management Amendment Regulations (No. 4) 2009. This amendment is to provide a definition of a drop net for the crab fisheries, ensuring fish cannot get trapped using such nets. Published on 6 November 2009 in Government Gazette number 203, page 4470-4471.

Fish Resources Management Amendment Regulations (No. 18) 2009. This amendment is in relation to the new recreational fishing management arrangements for Demersal Scalefish in the West Coast Region. Published on 8 December 2009 in Government Gazette number 228, page 4993-4998.

Fish Resources Management Amendment Regulations 2010. This amendment is in relation to the new

recreational fishing management arrangements package to introduce a recreational (boat) fishing licence and to standardise recreational fishing licence fees. Published on 12 February 2010 in Government Gazette number 21, page 584-587.

Fish Resources Management Amendment Regulations (No. 2) 2010. This amendment defines rock lobster pots in terms of their external dimensions rather than their material of construction, to allow new designs such as the “Katipo Lobster Pot” to be recognised and clearly categorised. Published on 12 February 2010 in Government Gazette number 21, page 587-589.

Fish Resources Management Amendment Regulations (No. 4) 2010. This amendment provides for a new fee structure for Fishing Tour Operator Licences. Published on 28 May 2010 in Government Gazette Number 96 on page 2383-2385.

(b) *Printers Corrections*

Fish Resources Management Regulations 1995

Correction to Reprint

Requested due to error located after reprint eight of the *Fish Resources Management Regulations 1995* occurred, pertaining to the amendment *Fish Resources Management Regulations 1995 (No. 10) 2009*. Published on 1 September 2009 in Government Gazette number 157, page 3397.

Fish Resources Management Regulations 1995

Correction to Reprint

Requested due to error located pertaining to the amendment *Fish Resources Management Regulations 1995 (No. 18) 2009*. Published on 15 December 2009 in Government Gazette number 236, page 5140.

2.1.2 Management Plans

(a) *New Management Plans*

There were no new management plans made.

(b) *Amendments to Existing Management Plans*

Joint Authority Southern Demersal Gillnet and Demersal

Longline Managed Fishery Management Plan Amendment 2009. This amendment introduces the Chief Executive Officer's ability to prohibit fishing activity within the fishery by publishing a notice in the Government Gazette. Published on 17 July 2009 in Government Gazette number 136, page 2891.

West Coast Demersal Gillnet and Demersal Longline Managed Fishery Management Plan Amendment (No. 2) 2009. This amendment introduces the Chief Executive Officer's ability to prohibit fishing activity within the fishery by publishing a notice in the Government Gazette. Published on 4 August 2009 in Government Gazette number 144, page 3109-3110.

Joint Authority Southern Demersal Gillnet and Demersal Longline Managed Fishery Management Plan Amendment (No 2) 2009. This amendment mainly introduces Automatic Location Communicators into the fishery. Published on 11 August 2009 in Government Gazette number 146, page 3140-3149.

West Coast Demersal Scalefish Fishery (Interim) Management Plan Amendment 2009. This amendment is to Clause 23 by introducing "attempt to sell" provisions, plus amending Port Areas in Schedule 7. Published on 15 September 2009 in Government Gazette number 164, page 3606-3607.

West Coast Rock Lobster Management Plan Amendment (No 5) 2009. These amendments are to reduce the capacity of pots in the fishery, continue Saturday and Sunday closures, implement Friday closures during peak times, and other minor and administrative amendments. Published on 4 November 2009 in Government Gazette number 199, page 4407-4410.

Cockburn Sound Crab Fishery Management Plan Amendment 2009. This amendment reopens the Cockburn Sound closures for the crab fishery. Published on 1 December 2009 in Government Gazette number 218, page 4820-4821.

Mackerel Fishery (Interim) Management Plan Amendment 2009. This amendment extends the cessation date

for the management plan and the fee arrangements to 31 Dec 2011. Published on 7 December 2009 in Government Gazette number 227, page 4987.

West Coast Demersal Scalefish (Interim) Management Plan Amendment (No 2) 2009. This amendment is to Clause 15 to allow for the payment of fees for 2010. Published on 8 December 2009 in Government Gazette number 228, page 5014.

West Coast Rock Lobster Management Plan Amendment (No 6) 2009. This amendment prohibits fishing in zone B from 25/12/09 to 10/01/10, and Zone C from 25/12/09 to 03/01/10, continues the prohibition on fishing in Zone B on Fridays to 14/04/10 and removes the Zone B summer closures. Published on 22 December 2009 in Government Gazette number 243, page 5291.

West Coast Rock Lobster Management Plan Amendment 2010. This amendment extends the prohibition on fishing in Zone B to 21/01/10. Published on 8 January 2010 in Government Gazette number 5, page 51.

West Coast Rock Lobster Management Plan Amendment (No. 2) 2010. This amendment extends the prohibition on fishing in Zone C to 28/01/10. Published on 15 January 2010 in Government Gazette number 9, page 137-138.

West Coast Rock Lobster Management Plan Amendment (No. 4) 2010. This amendment reopens the prohibition on fishing in Zone C. Published on 22 January 2010 in Government Gazette number 12, page 191.

West Coast Rock Lobster Management Plan Amendment (No. 3) 2010. This amendment prohibits Zone A operators from fishing in Zone B as of 15 February 2010, prohibits fishing in Zone C from 12 March until 21 March inclusive, prohibits fishing in Zone B from 12 March 2010 to 11 April 2010, requires the removal of pots from the water during the above closures, reduces the capacity of Zone C from 21 March by decreasing the unit value to 0.3 pots/unit and provides for the transportation of unrigged pots to the Abrolhos Islands during closure periods. Published on 10 February 2010 in Government Gazette number 18, page 295.

West Coast Rock Lobster Management Plan Amendment (No. 5) 2010. This amendment removes the prohibition on fishing on any Friday in Zone B of the fishery, until the opening of the Abrolhos Islands season. Published on 17 February 2010 in Government Gazette number 25, page 657.

Specimen Shell Management Plan Amendment 2010
The purpose of the main amendment is to strengthen the clauses pertaining to the selling of and dealing in specimen shells. Published on 23 April 2010 in Government Gazette Number 63, page 1527-1528.

West Coast Rock Lobster Management Plan Amendment (No. 6) 2010. This amendment provides for the closure of Zone C on 10 May 2010 following the target catch in that zone being achieved. Published on 5 May 2010 in Government Gazette Number 72, page 1719.

West Coast Rock Lobster Management Plan Amendment (No. 7) 2010. This amendment provides for the closure of Zone A on 17 May 2010 following the target catch in that zone being achieved. Published on 12 May 2010 in Government Gazette Number 77, page 1833.

West Coast Demersal Gillnet and Demersal Longline Interim Managed Fishery Management Plan Amendment 2010. This amendment provides for changes to the Vessel Monitoring System, and requirements relating to the locking of gear, carrying of spare gear requirement, the inclusion of port areas at Horrocks Beach, Coolimba and Windy Harbour, and the time that fishing records must be kept from five to seven years. Published on 28 May 2010 in Government Gazette Number 94, page 2303-2305.

Joint Authority Southern Demersal Gillnet and Demersal Longline Managed Fishery Management Plan Amendment 2010. This amendment provides for changes to the Vessel Monitoring System, and requirements relating to the locking of gear, carrying of spare gear requirements, the inclusion of port areas at Two Peoples Bay, Cheyne Beach, Cape Riche and Doubtful Islands, and the time that fishing records must be kept from five to seven years. Published on 28 May 2010 in Government Gazette Number 94, page 2305-2308

West Coast Rock Lobster Management Plan Amendment (No. 8) 2010. This amendment provides for the closure of Zone B from 14 June 2010 following the target catch being reached in that zone, and for related purposes. Published on 8 June 2010 in Government Gazette Number 104, page 2629.

Pilbara Fish Trawl Interim Managed Fishery Management Plan Amendment 2010. This amendment reduces the unit values in Areas 1, 2 and 4 of the fishery and removes a number of administrative inconsistencies from the plan. Published on 29 June 2010 in Government Gazette Number 116, page 3026.

(c) *Revoked Plans*

There were no revoked management plans.

2.1.3. Orders

(a) *New Orders*

Prohibition on Recreational Fishing (Shoalwater Islands Marine Park) Order 2010, Order No. 5 of 2010. The purpose of this order is to give legislative effect to recreational fishing restrictions within the waters of the Shoalwater Islands Marine Mark as detailed in the plan. Published on 16 April 2010 in Government Gazette Number 60, page 1491-1493.

Prohibition on Commercial Fishing (Shoalwater Islands Marine Park) Order 2010, Order No. 4 of 2010. The purpose of this order is to give legislative effect to commercial fishing restrictions within the waters of the Shoalwater Islands Marine Mark as detailed in the plan. Published on 16 April 2010 in Government Gazette Number 60, page 1493-1495.

(b) Amendments to Existing Orders

Prohibition on Recreational Fishing (Shark Bay Marine Park) Amendment Order 2009, Order No 5 of 2009. This amendment is to Schedule 2, correcting coordinate errors. Published on 25 September 2009 in Government Gazette number 171, page 3755-3756.

Prohibition on Commercial Fishing (Shark Bay Marine Park) Amendment Order 2009, Order No 6 of 2009. This amendment is to Schedule 3, correcting coordinate errors. Published on 25 September 2009 in Government Gazette number 171, page 3756.

Prohibition on Fishing (Coral, 'Live Rock' and Algae) Amendment Order 2009, Order No 8 of 2009. This amendment is to Clause 4 and replacing Schedule 1, amending Schedule 2 and inserting Schedule 3. Published on 9 October 2009 in Government Gazette number 182, page 4001-4003.

Prohibition on Recreational Fishing for Crabs (Cockburn Sound) Amendment Order 2009, Order No 13 of 2009. This amendment was intended to amend Clause 3 by adding a timeframe for restricting recreational fishing for crabs in Cockburn Sound. Published on 1 December 2009 in Government Gazette number 218, page 4822.

Prohibition on Recreational Fishing for Crabs (Cockburn Sound) Amendment Order (No 2) 2009. This amendment corrects the effect of a drafting error in the prohibition on Recreational Fishing for Crabs (Cockburn Sound) Amendment Order 2009, Order No. 13 of 2009. Published on 14 December 2009 in Government Gazette number 233, page 5111.

(c) Revoked Orders

Prohibition on Fishing (Point Quobba) Revocation Order 2009 – Order 3 of 2009. This revocation order was published on the same day as the Fish Resources Management Amendment Regulation (No 10) 2009, and revokes Notice No. 330 as was published in the Government Gazette of 11 November 1988. Published on 3 July 2009 in Government Gazette number 216, page 2707-2708.

Pilbara Fish Trawl Fishery Notice Revocation Order 2009. This revocation order revokes Notice No. 545 as was published in the Government Gazette of 22 December 1992. Published on 18 September 2009 in Government Gazette No 166, page 3628.

Prohibition on Commercial Fishing for Crabs (Cockburn Sound) Amendment Order 2009, Order No. 12 of 2009. This revocation order revokes the Prohibition on Commercial Fishing for Crabs (Cockburn Sound) Order 2006. Published on 1 December 2009 in Government Gazette number 218, page 4822.

Closed Waters Fish Trapping (Kimberley Coastline) Notice Revocation Order 2010, Order No. 1 of 2010. This revocation order revokes the Closed Waters Fish Trapping (Kimberley Coastline) Notice 1991 (Notice No. 508). Published on 29 January 2010 in Government Gazette number 14, page 203.

2.1.4 Notices**Authorised Persons**

This notice lists the Authorised Persons in relation to Section 213(2) of the *Fish Resources Management Act 1994* – evidence of scientific matters. Published on 3 July 2009 in Government Gazette number 216, page 2708.

Kimberley Prawn Managed Fishery Management Plan 1993 – Areas Closed to Fishing for Prawns – Notice No. 2 of 2009. This notice cancels Notice No. 1 of 2009 and prohibits fishing for prawns in the specified waters. Published on 17 July 2009 in Government Gazette number 136, page 2891-2892.

Abalone Management Plan 1992 – Clause 18 – Notice of Approved Fish Processors. This notice lists of persons nominated by the Chief Executive Officer as approved fish processors in respect of abalone. Published on 7 August 2009 in Government Gazette number 145, page 3123.

Joint Authority Southern Demersal Gillnet and Demersal Longline Managed Fishery Management Plan 1992 – Closure of an Area within the Fishery – Notice No. 1 of 2009. This notice closes an area of the fishery from 16

August 2009 to 15 September 2009 for the purpose of protecting breeding stocks of whiskery shark. Published on 11 August 2009 in Government Gazette number 146, page 3139.

West Coast Demersal Gillnet and Demersal Longline (Interim) Managed Fishery Management Plan 1997 – Closure of an Area within the Fishery – Notice No. 1 of 2009. This notice closes an area of the fishery from 16 August 2009 to 15 September 2009 for the purpose of protecting breeding stocks of whiskery shark. Published on 11 August 2009 in Government Gazette number 146, page 3139-3140.

Joint Authority Southern Demersal Gillnet and Demersal Longline Managed Fishery Management Plan 1992 – Notice of Approved Automatic Location Communicators – Notice No. 1 of 2009. This notice is made under Clause 15A(1)(a) and lists the make and model of the approved Automatic Location Communicators as per the Joint Authority Fishery. Published on 21 August 2009 in Government Gazette number 151, page 3275.

Joint Authority Southern Demersal Gillnet and Demersal Longline Managed Fishery Management Plan 1992 – Notice of Approved Directions – Notice No. 1 of 2009. This notice is made under Clause 15A(1)(b) and lists the approved directions for the installation, use and testing of approved Automatic Location Communicators. Published on 21 August 2009 in Government Gazette number 151, page 3276.

Shark Bay Scallop Management Plan 1994 – Determination of Areas Closed to Fishing for Scallops – Determination of 3 of 2009. This notice cancels the previous notice and determines the dates, times and areas that fishing is prohibited in the Shark Bay Scallop Fishery. Published on 21 August 2009 in Government Gazette number 151, page 3276-3277.

Shark Bay Scallop Management Plan 1994 – Clause 9 Closure of Areas within the Fishery. This notice states a new determination has been made for the Shark Bay Scallop Fishery by the Chief Executive Officer, setting out the dates, times and areas that fishing is prohibited in

the fishery. Published on 21 August 2009 in Government Gazette number 151, page 3277.

Mackerel Interim Managed Fishery Notice of Determination – Determination of the Capacity of the Mackerel Interim Managed Fishery for the 2010 Permit Period. This notice determines the capacity of the Mackerel Interim Managed Fishery for the 2010 permit period. Published on 23 October 2009 in Government Gazette number 190, page 4167.

Pilbara Trap Limited Entry Fishery Notice 1992 – Notice of Determination - Determination of the Capacity of the Pilbara Trap Managed Fishery for the 2010 Licensing Period. This notice specifies the capacity of the fishery for the period 1 January 2010 to 31 December 2010. Published on 10 November 2009 in Government Gazette number 204, page 4497.

Northern Demersal Scalefish Managed Fishery Management Plan 2000 – Notice of Determination – Determination of the Capacity of Area 2 of the Northern Demersal Scalefish Managed Fishery for the 2010 Licensing Period. This notice specifies the capacity of the fishery is limited to 1,030 fishing days for the period 1 January 2010 to 31 December 2010. Published on 4 December 2009 in Government Gazette number 224, page 4927.

Abalone Management Plan 1992 – Clause 1(3) – Statement of Determination. This statement specifies the maximum quantity of abalone that may be taken from the relevant eight areas of the Managed Fishery during the licensing period commencing on 1 April 2010. Published on 19 February 2010 in Government Gazette number 26, page 668.

West Coast Rock Lobster Management Plan 1993 – Clause 9 – Abrolhos Islands Designated Rock Lobster Pot Soaking Areas – Notice 1 of 2010. This notice designates Rock Lobster Pot Soaking Areas for the Abrolhos Islands. Cancels Notice 2 of 2009. (*n.b.* that notice made under incorrect Clause 9 and an amendment needs to be published to correct to Clause 8A). Published on 24 February 2010 in Government Gazette No 30, page 803-805.

Shark Bay Scallop Management Plan 1994 – Determination of Areas Closed Fishing for Scallops – Determination of 1 of 2010. This notice cancels the previous notice and determines the dates, times and areas that fishing is prohibited in the Shark Bay Scallop Fishery. Published on 9 March 2010 in Government Gazette number 35, page 912.

Shark Bay Prawn Management Plan 1993 – Determination of Areas Closed Fishing for Scallops – Determination of 1 of 2010. This notice cancels the previous notice and determines the dates, times and areas that fishing is prohibited in the Shark Bay Prawn Fishery. Published on 9 March 2010 in Government Gazette number 35, page 912.

Kimberley Prawn Managed Fishery Management Plan 1993 – Notice of Areas Closed to Fishing for Prawns – Notice No. 1 of 2009. This notice cancels the previous notice and determines the dates, times and areas that fishing is prohibited in the Kimberley Prawn Managed Fishery. Published on 23 March 2010 in Government Gazette number 43, page 1089-1090.

Onslow Prawn Managed Fishery – Notice of Areas Closed to Fishing for Prawns – Notice No. 1 of 2010. This notice specifies the areas, dates and times when fishing for prawns in the Onslow Prawn Managed Fishery is prohibited. This notice is not required to be gazetted.

Abrolhos Islands and Mid West Trawl Managed Fishery Management Plan 1993 – Notice of Areas Open or Closed to Fishing for Prawns and Scallops – Notice No. 1 of 2010. This notice details times for fishing for prawns and scallops in the Abrolhos Islands and Mid-West Trawl Managed Fishery. This notice is not required to be gazetted.

Exmouth Gulf Prawn Managed Fishery Management Plan 1989 – Notice of Areas Closed to Fishing, Notice No. 1 of 2010. This notice prohibits fishing for prawns in all parts of the Exmouth Gulf Prawn Managed Fishery except between 1800 hours and 0800 hours the following day from 22 March 2010 to 20 November 2010. This notice is not required to be gazetted.

Broome Prawn Managed Fishery Management Plan 1999 – Notice of Areas Closed to Fishing for Prawns – Notice No. 1 of 2010. This notice prohibits fishing for prawns in those parts of the Broome Prawn Managed Fishery as described in Schedule 2 of the plan, from the date of gazettal of this notice until 1700 hours on 17 May 2010. Published on 14 May 2010 in Government Gazette Number 83, page 2023.

Intention to Determine a Management Plan for the Gascoyne Demersal Scalefish Managed Fishery. This notice advises the Minister's intention to determine a management plan for the Gascoyne Demersal Scalefish Managed Fishery. Published on 17 May 2010 in Government Gazette Number 84, page 2033.

Northern Demersal Scalefish Fishery Management Plan 2000 Subclause 19(3) – Determination of the New Capacity of Area 2 of the Northern Demersal Scalefish Managed Fishery for the 2010 Licensing Period. This notice determines the new capacity of Area 2 of the Northern Demersal Scalefish Fishery limiting it to 1038.4 fishing days for the period commencing 1 January 2010 and ending on 31 December 2010. Published on 21 May 2010 in Government Gazette Number 90, page 2181.

Kimberley Prawn Managed Fishery Management Plan 1993 – Notice of Areas Closed to Fishing for Prawns – Notice No. 2 of 2010. This notice specifies the times and dates that fishing for prawns in the Kimberley Prawn Managed Fishery is prohibited. Published on 25 May 2010 in Government Gazette Number 93, page 2283-2284.

Joint Authority Southern Demersal Gillnet and Demersal Longline Managed Fishery Management Plan 1992 – Approved Directions – Notice No. 1 of 2010. This notice specifies requirements relating to the installation, use and testing of approved Automatic Location Communicators. Published on 8 June 2010 in Government Gazette Number 103, page 2621.

Fish Resources Management Regulations 1995 – Approved Directions. This notice specifies requirements relating to the installation, use and testing of approved Automatic Location Communicators. Published on 8 June 2010 in

Government Gazette Number 103, page 2621-2622.

Abalone Management Plan 1992 - Notice of Approved Fish Processors. This notice lists persons approved as fish processors in respect of abalone. Published on 18 June 2010 in Government Gazette Number 107, page 2702.

2.2 Pearling Act 1990

Pearling Act 1990 Section 23(8) - Notice of Grant of Pearl Oyster Farm Lease, Cape Voltaire. This notice relates to the granting of a Pearl Oyster Farm lease to Paspaley Pearling Co Pty Ltd, Roebuck Pearl Producers Pty Ltd, Pearls Pty Ltd & The Australian South Sea Pearl Co Pty Ltd as Tenants in Common for an area of water located in the vicinity of Cape Voltaire. Published on 1 June 2010 in Government Gazette Number 97 on page 2391-2392

2.2.1 Regulations

There were no changes to the pearling regulations.

2.2.4 Notices

(a) Notices

Grant of Pearling Lease. The notice advises that the Chief Executive Officer has granted Cygnet Bay Pearls an extension of the emergency pearl oyster farm lease at Shenton Bluff till 15 September 2009. The Chief Executive Officer also approved application by Cygnet Bay Pearls for a trial pearl oyster farm lease. Published on 21 July 2009 in Government Gazette number 137, page 2929.

Pearling (Annual Fees) Notice 2009. This notice sets the annual fees for the farm leases, pearling licences, hatchery licences and permits and the schedule for payments for the year ending 31 December 2010. Published on 1 December 2009 in Government Gazette number 218, page 4819-4820.

Grant of Pearl Oyster Farm. This notice advises that the Chief Executive Officer has granted Clipper Pearls Pty Ltd a pearl oyster farm lease in the waters of Port Smith. Published on 22 December 2009 in Government Gazette number 242, page 5287.

(b) Revocations

There were no notices revoked.

2.3 Fisheries Adjustment Schemes Act 1987

2.3.1 Fisheries Adjustment Schemes Regulations

(a) New Regulations

Fisheries Adjustment Schemes Regulations 2009. This regulation relates to the Abrolhos Islands Voluntary Fisheries Adjustment Scheme Notice 2009, and imposes a fee payable by the remaining licence holders. Published on 08 December 2009 in Government Gazette number 228, page 4992-4993.

(b) Amending Regulations

Fisheries Adjustment Schemes Amendment Regulations 2010. This amendment prescribes the fee payable in respect of each of the 15 remaining Exmouth Gulf Managed Fishery licensees. The fees will be used to cover the 10 annual repayments under the scheme. Published on 12 February 2010 in Government Gazette number 21, page 589-60.

2.3.2 Notices

(a) New Notices

Exmouth Gulf Prawn Managed Fishery Voluntary Fisheries Adjustment Scheme Notice 2009. This notice advised of the establishment of a Voluntary Fisheries Adjustment Scheme for the Exmouth Gulf Prawn Managed Fisheries. Published on 4 August 2009 in Government Gazette Number 144, page 3110-3111.

West Coast Estuarine Interim Managed Fishery Compulsory Fisheries Adjustment Scheme Notice 2010. This notice advises of the establishment of a Compulsory Fisheries Adjustment Scheme for the West Coast Estuarine Interim Managed Fishery, to cancel IMF Permit No. 2676. Published on 19 March 2010 in Government Gazette Number 40, page 1040-1041.

(b) Amendments to Existing Notices

South West Coast Salmon and Related Fisheries Voluntary Fisheries Adjustment Scheme Amendment Notice 2009. This notice amends the expiry date of the scheme, to

29 January 2010. Published on 27 October 2009 in Government Gazette Number 193, page 4216.

Wetline and Related Fisheries Voluntary Fisheries Adjustment Scheme Amendment Notice 2010.

This notice amends the expiry date of the scheme to 28 January 2011. Published on 22 January 2010 in Government Gazette Number 11, page 178.

South West Coast Salmon and Related Fisheries Voluntary Fisheries Adjustment Scheme Amendment Notice 2010.

This notice amends the expiry date of the scheme, to 30 June 2010. Published on 22 January 2010 in Government Gazette Number 11, page 178-179.

2.4 *Fishing Industry Promotion Training and Management Levy Act 1997*

2.4.1 Notices

There were no notices made under the Act.

2.5 *Fishing and Related Industries Compensation (Marine Reserves) Act 1997*

2.5.1 Notices

Notification To Affected Persons in Respect of the Jurien Bay Marine Park, Barrow Island Marine Reserves, Montebello Islands Marine Park, Rowley Shoals Marine Park and Walpole and Nornalup Inlets Marine Park – Notice No. 1 Of 2010. This notice invites persons in the fishing and related industries affected by the establishment of the above marine reserves to apply for compensation. The notice was made on 14 June 2010 and published in the *West Australian* newspaper on the same day.

APPENDIX 4

State Register of Authorisations, Exemptions and Aquaculture Leases

The State Register of Authorisations, Exemptions and Aquaculture Leases is available to the public on application to the Department of Fisheries' Registrar and payment of appropriate fees – see section 125 of the *Fish Resources Management Act 1994 (FRMA)*.

One aquaculture lease has been granted during the reporting period.

At 30 June 2010, there were 133,772 recreational fishing licences recorded on the register. Although details of recreational licences are recorded on the State Register, the Registrar is prohibited from making these available for public search – see section 125(6) of the *FRMA*.

At 30 June 2010, there were 447 aquaculture licences recorded on the State Register.

At 30 June 2010, there were 6,163 commercial authorizations recorded on the State Register. The commercial authorisations on the State Register were made up of the following:

Interim Managed Fishery Licences	177
Mackerel Fishery	66
Pilbara Fish Trawl	11
Shark Bay Crab	5
West Coast Deep Sea Crustacean	7
West Coast Demersal Gillnet & Demersal Long Line	16
West Coast Estuarine	12
West Coast Demersal Scalefish	60

Managed Fishery Licences	1,261
Abalone	44
Abrolhos Mid-Trawl	15
Broome Prawn	5
Cockburn Crab	12
Cockburn Fish Net	1
Cockburn Line & Pot	13
Cockburn Mussel	2
Esperance Rock Lobster	8
Exmouth Prawn	15
Kimberley Gill Net & Barramundi	7
Kimberley Prawn	136
Marine Aquarium Fish (Corporate)	1
Marine Aquarium Fish (Individual)	12
Nickol Bay Prawn	14
Northern Demersal	15
Onslow Prawn	31
Pilbara Trap	6
Shark Bay Beach Seine	10
Shark Bay Prawn	27
Shark Bay Scallop	41
Shark Bay Snapper	47
South Coast Estuarine	25
South Coast Purse Seine	33
South Coast Salmon	18
South West Salmon	6
South West Trawl	14
Southern Demersal Gillnet and Demersal Longline	56
Specimen Shell	32
Warnbro Crab	0
West Coast Beach Bait Fish	1
West Coast Purse Seine	12
Windy Harbour/Augusta Rock Lobster	2
West Coast Rock Lobster	600

Other Licences	4,725
Commercial Fishing Licence	2,353
Fish Processing (Land)	121
Fish Processing (Sea)	127
Fishing Boat Licence	1,434
Aquatic Eco Tour	6
Fishing Tour Operators Licence	247
Restricted Fishing Tour	33
Permit to Construct a Fish Processing Establishment	376
Rock Lobster Pot Licence	28

Fees to access the State Register and obtain copies of entries in, and extracts from, the register are prescribed in Schedule 1 Part 1 of the *Fish Resources Management Regulations 1995*.

Transactions on the Register	854
Extracts	523
Searches	29
Notation of Security Interest	111
Removal of Security Interest	181
Variation of Security Interest	10

The Registrar recorded seven convictions against 14 authorisations in the relevant period, pursuant to the statutory obligation under section 224 (1) of the *FRMA*.

There were no authorisations cancelled (under section 224 (2) of the *FRMA*) as a result of the recording of three convictions within 10 years against the authorisation.

The Registrar provided certificates under section 212 of the *FRMA* for the purposes of proceedings for offences under the *FRMA* on three occasions.

State Register of Exemptions 2009/10

The Minister for Fisheries or the Executive Director/Chief Executive Officer of the Department of Fisheries (under more restricted circumstances) may exempt a specific person or any specified class of persons from specified provisions of the *Fish Resources Management Act 1994*. An exemption may be granted subject to such conditions that the Minister or the Executive Director/Chief Executive Officer (as the case may be) thinks fit and specifies in the exemption.

Exemption No: 1717

Applicant: All officers of Fisheries Research Division, plus masters and crew of boats under their direction

Period of Exemption: 01/07/2009 – 30/06/2011

Provisions: All of those provisions of the *Fish Resources Management Act 1994* and regulations.

Purpose: To enable the research personnel of the Department of Fisheries to undertake aquatic science research projects to provide scientific knowledge for the sustainable management and development of the State's fish resources, the protection of fish habitats, fish biodiversity and biosecurity.

Exemption No: 1718

Applicant: All officers of the Western Australian Museum

Period of Exemption: 01/07/2009 – 30/06/2011

Provisions: All of those provisions of the *Fish Resources Management Act 1994* and regulations.

Purpose: To collect from the waters under Western Australia's jurisdiction any species of fish necessary to carry out research projects listed in the Fisheries Research Division's annual research budget papers and approved by the Director of Fisheries Research.

Exemption No: 1719

Applicant: All officers of the Australian Institute of Marine Science (AIMS)

Period of Exemption: 01/07/2009 – 30/06/2011

Provisions: All of those provisions of the *Fish Resources Management Act 1994* and regulations.

Purpose: To collect from the waters under Western Australia's jurisdiction any species of fish necessary to carry out research projects listed in the Fisheries Research Division's annual research budget papers and approved by the Director of Fisheries Research.

Exemption No: 1720

Applicant: All academic staff and their research students or assistants in the Faculty of Natural and Agricultural Sciences at the University of Western Australia

Period of Exemption: 01/07/2009 – 30/06/2011

Provisions: All of those provisions of the *Fish Resources Management Act 1994* and regulations.

Purpose: To collect from the waters under Western Australia's jurisdiction any species of fish necessary to carry out research projects listed in the Fisheries Research Division's annual research budget papers and approved by the Director of Fisheries Research.

Exemption No: 1721

Applicant: All academic staff and their research students or assistants in the School of Natural Sciences at Edith Cowan University

Period of Exemption: 01/07/2009 – 30/06/2011

Provisions: All of those provisions of the *Fish Resources Management Act 1994* and regulations

Purpose: To collect from the waters under Western Australia's jurisdiction any species of fish necessary to carry out research projects listed in the Fisheries Research Division's annual research budget papers and approved by the Director of Fisheries Research.

Exemption No: 1722

Applicant: All officers of the CSIRO Division of Marine and Atmospheric Research

Period of Exemption: 01/07/2009 – 30/06/2011

Provisions: All of those provisions of the *Fish Resources Management Act 1994* and regulations.

Purpose: To collect from the waters under Western Australia's jurisdiction any species of fish necessary to carry out research projects listed in the Fisheries Research Division's annual research budget papers and approved by the Director of Fisheries Research.

Exemption No: 1723

Applicant: All academic staff and their research students or assistants at the Department of Environmental and Aquatic Sciences, Curtin University of Technology

Period of Exemption: 01/07/2009 – 30/06/2011

Provisions: All of those provisions of the *Fish Resources Management Act 1994* and regulations.

Purpose: To collect from the waters under Western Australia's jurisdiction any species of fish necessary to carry out research projects listed in the Fisheries Research Division's annual research budget papers and approved by the Director of Fisheries Research.

Exemption No: 1724

Applicant: All academic staff of Lecturer level A and above and their research students or assistants in the Faculty of Sustainability, Environmental and Life Sciences at Murdoch University

Period of Exemption: 01/07/2009 – 30/06/2011

Provisions: All of those provisions of the *Fish Resources Management Act 1994* and regulations.

Purpose: To collect from the waters under Western Australia's jurisdiction any species of fish necessary to carry out research projects listed in the Fisheries Research Division's annual research budget papers and approved by the Director of Fisheries Research.

Exemption No: 1725
 Applicant: NM and AM Lucas
 Period of Exemption: 25/05/2009 – 31/03/2011
 Provisions: Fish Traps Prohibition Notice 1994 (Notice No. 677) and the Fish Traps Restriction Notice 1990 (Notice No. 462)
 Purpose: (i) Explore and/or develop the crab fishery and fishing technology of that activity under the provision of Section 7(3)(c) of the *Fish Resources Management Act 1994*.
 (ii) Gather baseline data about inshore crab stocks.

Exemption No: 1726
 Applicant: Challenger TAFE WA Maritime Training Centre
 Period of Exemption: 01/01/2009 – 31/12/2013
 Provisions: *Fish Resources Management Act 1994*
 Purpose: Educational programs for training Challenger TAFE students in commercial fishing practices; and assisting with research through the provision of biological samples to the Department of Fisheries' Research Division.

Exemption No: 1727
 Applicant: Milton Comino
 Period of Exemption: 23/10/2007 – 30/09/2010
 Provisions: Clause 5 of the North West and Kimberley Recreational Netting Restrictions Notice 1995 (Notice No 691); (ii) only Clause 3 of the North Coast Shark Fishing (Professional) Notice 1993 (Notice No 602) and (iii) only those parts of Section 47 of the *Fish Resources Management Act 1994*.
 Purpose: Using set nets to take finfish, sharks and rays for a commercial purpose in association with the boat endorsed on the Fishing Boat Licence 3525.

Exemption No: 1728
 Applicant: Department of Water
 Period of Exemption: 01/07/2009 – 30/06/2011
 Provisions: *The Fish Resources Management Act 1994* and regulations thereunder which would otherwise prevent officers of the division from lawfully undertaking the research activities.
 Purpose: To enable officers of the Department of Water to undertake research projects to provide scientific knowledge for the understanding and sustainable use of Australia's marine living resources and their environments.

Exemption No: 1729
 Applicant: Brad Wood
 Period of Exemption: 15/08/2009 – 30/06/2010
 Provisions: Section 51(2) of the *Fish Resources Management Act 1994* which would otherwise prevent the person from lawfully undertaking the research activities.
 Purpose: To assist the Fisheries Research Division, Department of Fisheries, in collecting required samples for biological analysis.

Exemption No: 1730
 Applicant: Ryan Thipthorp
 Period of Exemption: 01/10/2009 – 31/01/2010
 Provisions: All of those provisions of the *Fish Resources Management Act 1994* and regulations thereunder which would otherwise prevent that person from lawfully undertaking the research activities.
 Purpose: To assist the Fisheries Research Division, Department of Fisheries, in collecting required samples for biological analysis.

Exemption No: 1731
 Applicant: Danny Wimpres
 Period of Exemption: 01/10/2009 – 31/01/2010
 Provisions: All of those provisions of the *Fish Resources Management Act 1994* and regulations thereunder which would otherwise prevent that person from lawfully undertaking the research activities.
 Purpose: To assist the Fisheries Research Division, Department of Fisheries, in collecting required samples for biological analysis.

Exemption No: 1732
 Applicant: Terry Faulkner
 Period of Exemption: 15/08/2009 – 30/06/2010
 Provisions: Sections 46(a), 46(b), 50(1) and 51(2) of the *Fish Resources Management Act 1994* and Regulation 16D of the *Fish Resources Management Regulations 1995* which would otherwise prevent those persons from lawfully undertaking the research activities.
 Purpose: To assist the Fisheries Research Division, Department of Fisheries, in collecting required samples for biological analysis.

Exemption No: 1733
 Applicant: Greg King
 Period of Exemption: 15/08/2009 – 30/06/2010
 Provisions: Sections 46(a), 46(b), 50(1) and 51(2) of the *Fish Resources Management Act 1994* and Regulation 16D of the *Fish Resources Management Regulations 1995* which would otherwise prevent those persons from lawfully undertaking the research activities.
 Purpose: To assist the Fisheries Research Division, Department of Fisheries, in collecting required samples for biological analysis.

Exemption No: 1734
 Applicant: Andy MacIntyre
 Period of Exemption: 15/08/2009 – 30/06/2009
 Provisions: Section 51(2) of the *Fish Resources Management Act 1994* which would otherwise prevent the person from lawfully undertaking the research activities.
 Purpose: To assist the Fisheries Research Division, Department of Fisheries, in collecting required samples for biological analysis.

Exemption No: 1735
 Applicant: Stephen Pease
 Period of Exemption: 01/07/2009 – 30/06/2010
 Provisions: Section 51(2) of the *Fish Resources Management Act 1994* which would otherwise prevent the person from lawfully undertaking the research activities.
 Purpose: To assist the Fisheries Research Division, Department of Fisheries, in collecting required samples for biological analysis.

Exemption No: 1736
 Applicant: Danny Wimpres
 Period of Exemption: 15/08/2009 – 30/06/2010
 Provisions: Sections 46(a), 46(b), 50(1) and 51(2) of the *Fish Resources Management Act 1994* and Regulation 16D of the *Fish Resources Management Regulations 1995* which would otherwise prevent those persons from lawfully undertaking the research activities.
 Purpose: To assist the Fisheries Research Division, Department of Fisheries, in collecting required samples for biological analysis.

Exemption No: 1737
 Applicant: Paul Merendino
 Period of Exemption: 13/07/2009 – 31/07/2011
 Provisions: Fish Traps Prohibition Notice 1994
 Purpose: Explore and/or develop the crab fishery and fishing technology of that activity under the provision of Section 7(3)(c) of the *Fish Resources Management Act 1994*.
 Gather baseline data about inshore crab stocks.

Exemption No: 1738
 Applicant: All persons
 Period of Exemption: 19/08/2009 – 31/12/2010
 Provisions: Section 46 of the *Fish Resources Management Act 1994*
 Purpose: To permit a person:

1. a) Fishing in the waters of the West Coast Demersal Scalefish (Interim) Managed Fishery under the authority of, and in accordance with, a West Coast Demersal Scalefish Interim Managed Fishery permit; or
1. b) fishing in the waters of the West Coast Demersal Gillnet and Demersal Longline (Interim) Managed Fishery under the authority of, and in accordance with, a West Coast Demersal Gillnet and Demersal Longline Interim Managed Fishery permit; to bring pink snapper caught north of 31°00' South latitude onto land that is south of 31°00' South latitude.
2. To possess, sell or purchase, consign or bring into the State or WA waters pink snapper of a length greater than 410mm, having been caught and landed in accordance with 1. above.

Exemption No: 1739
 Applicant: Cammfish Pty Ltd
 Period of Exemption: 19/08/2009 – 31/12/2010
 Provisions: *Fish Resources Management Act 1994*, *Fish Resources Management Regulations 1995* and *Cockburn Sound Line and Pot Management Plan 1995*.
 Purpose: For the purpose of using a boat which is licensed in the Cockburn Sound (Line and Pot) Managed Fishery but which is greater, in measured length, than that provided for in the Cockburn Sound (Line and Pot) Management Plan 1995 to explore the viability of commercial scale octopus fishing in the waters of the Cockburn Sound (Line and Pot) Managed Fishery.

Exemption No: 1740
 Applicant: Cicerello's Fremantle
 Period of Exemption: 31/08/2009 – 30/06/2014
 Provisions: *Marine Aquarium Fish Management Plan 1995*, the *Fish Resources Management Act 1994* and the *Fish Resources Management Regulations 1995*.
 Purpose: For the purposes of the promotion of tourism and educational and community awareness programmes.

Exemption No: 1741
 Applicant: Commercial rock lobster fishers as described in Schedule 1 of the Exemption
 Period of Exemption: 09/09/2009 – 24/09/2009
 Provisions: Notice Number 389, Prohibition on taking rock lobster (seasonal closures), Regulation 38 of the *Fish Resources Management Regulations 1995*, Clauses 5, 6, 8, 9, 9A and 9E of the *West Coast Rock Lobster Management Plan 1993*
 Purpose: To assist industry stakeholders and the Fisheries Research Division to determine the complete size range of lobsters present in the various water depths and areas of the fishery.

Exemption No: 1742
 Applicant: Frank Ianni
 Period of Exemption: 15/09/2009 – 15/09/2010
 Provisions: Sections 46(a), 46(b), 50(1) and 51(2) of the *Fish Resources Management Act 1994* and Regulation 16D of the *Fish Resources Management Regulations 1995*.
 Purpose: To assist the Fisheries Research Division, Department of Fisheries, in collecting required samples for biological analysis for the Natural Resource Management-funded project: 'West Coast nearshore finfish status and connectivity'.

Exemption No: 1743
 Applicant: Robert Alexander and James Butcher
 Period of Exemption: 15/09/2009 – 15/09/2010
 Provisions: Sections 46(a), 46(b), 50(1) and 51(2) of the *Fish Resources Management Act 1994* and Regulation 16D of the *Fish Resources Management Regulations 1995*.
 Purpose: To assist the Fisheries Research Division, Department of Fisheries, in collecting required samples for biological analysis for the Natural Resource Management-funded project: 'West Coast nearshore finfish status and connectivity'.

Exemption No: 1744
 Applicant: Emanuel Sofilas
 Period of Exemption: 15/09/2009 – 15/09/2010
 Provisions: Sections 46(a), 46(b), 50(1) and 51(2) of the *Fish Resources Management Act 1994* and Regulation 16D of the *Fish Resources Management Regulations 1995*.
 Purpose: To assist the Fisheries Research Division, Department of Fisheries, in collecting required samples for biological analysis for the Natural Resource Management funded project: 'West Coast nearshore finfish status and connectivity'.

Exemption No: 1745
 Applicant: Michael Robert Smith
 Period of Exemption: 15/09/2009 – 15/09/2010
 Provisions: Sections 46(a), 46(b), 50(1) and 51(2) of the *Fish Resources Management Act 1994* and Regulation 16D of the *Fish Resources Management Regulations 1995*.
 Purpose: To assist the Fisheries Research Division, Department of Fisheries, in collecting required samples for biological analysis for the Natural Resource Management-funded project: 'West Coast nearshore finfish status and connectivity'.

Exemption No: 1746
 Applicant: Richard Lear
 Period of Exemption: 15/09/2009 – 15/09/2010
 Provisions: Sections 46(a), 46(b), 50(1) and 51(2) of the *Fish Resources Management Act 1994* and Regulation 16D of the *Fish Resources Management Regulations 1995*.
 Purpose: To assist the Fisheries Research Division, Department of Fisheries, in collecting required samples for biological analysis for the Natural Resource Management-funded project: 'West Coast nearshore finfish status and connectivity'.

Exemption No: 1747
 Applicant: Steve McLeary
 Period of Exemption: 08/10/2009 – 01/11/2009
 Provisions: *Fish Resources Management Act 1994* and regulations thereunder which would otherwise prevent that person from lawfully undertaking the research activities.
 Purpose: To assist the Research Division, Department of Fisheries, in conducting the annual independent breeding stock survey required to monitor the sustainability of the rock lobster fishery.

Exemption No: 1748

Applicant: James Andrew Chandler
 Period of Exemption: 08/10/2009 – 01/11/2009
 Provisions: *Fish Resources Management Act 1994* and regulations thereunder which would otherwise prevent that person from lawfully undertaking the research activities.
 Purpose: To assist the Research Division, Department of Fisheries, in conducting the annual independent breeding stock survey required to monitor the sustainability of the rock lobster fishery.

Exemption No: 1749

Applicant: Nils Stokke
 Period of Exemption: 08/10/2009 – 01/11/2009
 Provisions: *Fish Resources Management Act 1994* and regulations thereunder which would otherwise prevent that person from lawfully undertaking the research activities.
 Purpose: To assist the Research Division, Department of Fisheries, in conducting the annual independent breeding stock survey required to monitor the sustainability of the rock lobster fishery.

Exemption No: 1750

Applicant: West Coast Deep Sea Crustacean Managed Fishery Licence Numbers 2773 and 2774
 Period of Exemption: 28/08/2009 – 31/12/2009
 Provisions: Clause 10(2) of the West Coast Deep Sea Crustacean Fishery Interim Management Plan 2007.
 Purpose: For the purpose of allowing wooden batten pots to be used by a person fishing under the authority of permit WDCS 2773 or WDSC 2774 in the West Coast Deep Sea Crustacean Fishery.

Exemption No: 1751

Applicant: West Coast Deep Sea Crustacean Managed Fishery Licence Numbers 2785, 2796 and 2786
 Period of Exemption: 2/10/2009 – 31/12/2009
 Provisions: Clause 10 (2) of the West Coast Deep Sea Crustacean Fishery Interim Management Plan 2007.
 Purpose: For the purpose of allowing wooden batten pots to be used by a person fishing under the authority of permit WDCS 2785, WDCS2796 or WDSC 2786 in the West Coast Deep Sea Crustacean Fishery.

Exemption No: 1752

Applicant: Patrick Roy Stubberfield
 Period of Exemption: 7/10/2009 – 31/11/2011
 Provisions: Section 47 of the *Fish Resources Management Act 1994* and Regulation 117 of the *Fish Resources Management Regulations 1995*.
 Purpose: To allow redfin perch to be taken, removed and sold from privately-owned dams in Western Australia.

Exemption No: 1753

Applicant: Kevin Kelly
 Period of Exemption: 29/10/2009 – 13/11/2009
 Provisions: *Fish Resources Management Act 1994* and regulations thereunder which would otherwise prevent that person from lawfully undertaking the research activities.
 Purpose: To assist the Research Division, Department of Fisheries, in conducting the annual independent breeding stock survey required to monitor the sustainability of the rock lobster fishery.

Exemption No: 1754
Applicant: Bunbury Port Authority
Period of Exemption: 20/10/2009 – 20/10/2014
Provisions: Section 43 of the *Fish Resources Management Act 1994*.
Purpose: The exemption is granted only for the purpose of providing for the optimal passage of ships, safe navigation and the facilitation of dredging within the designated shipping channels.

Exemption No: 1755
Applicant: Commercial rock lobster fishers as described in Schedule 1 of the Exemption
Period of Exemption: 15/11/2009 – 31/12/2010
Provisions: All of those provisions of the *Fish Resources Management Act 1994* and regulations thereunder which would otherwise prevent those persons from lawfully undertaking the research activities.
Purpose: To assist the Fisheries Research Division in developing and testing a more efficient rock lobster pot.

Exemption No: 1756
Applicant: Bunbury Port Authority
Period of Exemption: 20/10/2009 – 20/10/2014
Provisions: Section 43 of the *Fish Resources Management Act 1994*.
Purpose: The exemption is granted only for the purpose of providing for the optimal passage of ships, safe navigation and the facilitation of dredging within the designated shipping channels.

Exemption No: 1757
Applicant: Adam Gallash and Ryan Downie
Period of Exemption: 14/11/2009 – 24/11/2009
Provisions: *Fish Resources Management Act 1994* and regulations thereunder which would otherwise prevent those persons from lawfully undertaking the research activities.
Purpose: To assist the Fisheries Research Division, Department of Fisheries, in collecting required samples for biological analysis.

Exemption No: 1758
Applicant: Milari Aboriginal Corporation
Period of Exemption: 26/10/2009 – 29/10/2009
Provisions: Fish Traps Prohibition Notice 1994 (Notice No. 677) and Regulations 64L(2), 117 and 118 of the *Fish Resource Management Regulations 1995*.
Purpose: To take brown mud crabs (*Scylla olivacea*) and green mud crabs (*Scylla serrata*) with a combined maximum of 20 crab traps and drop nets.

Exemption No: 1759
Applicant: Carnot Springs Aboriginal Corporation
Period of Exemption: 26/10/2009 – 29/10/2009
Provisions: Fish Traps Prohibition Notice 1994 (Notice No. 677) and Regulations 64L(2), 117 and 118 of the *Fish Resource Management Regulations 1995*.
Purpose: To take brown mud crabs (*Scylla olivacea*) and green mud crabs (*Scylla serrata*) with a combined maximum of 20 crab traps and drop nets.

Exemption No: 1760
Applicant: A person fishing for rock lobster under the authority of the West Coast Rock Lobster Management Plan 1993, on , or from, (subject to Schedule 2), a licensed fishing boat.
Period of Exemption: 11/11/2009 – 30/06/2010
Provisions: Clause 17, 22 of the West Coast Demersal Scalefish (Interim) Management Plan 2007 and regulation 45 of the *Fish Resources Management Regulations 1995*.
Purpose: To permit a person specified in Schedule 1 to store and transport demersal scalefish taken as bycatch in a rock lobster pot authorised under a West Coast Rock Lobster Managed Fishery Licence.

<p>Exemption No: 1761</p> <p>Applicant: WDSC 2753 and WDSC 2754</p> <p>Period of Exemption: 18/11/2009 – 31/12/2009</p> <p>Provisions: Clause 10 (2) of the West Coast Deep Sea Crustacean Fishery Interim Management Plan.</p> <p>Purpose: Allow batten pots to be used by a person fishing under the authority of permit WDSC 2753 or WDSC 2754 in the West Coast Deep Sea Crustacean Fishery.</p>	<p>Exemption No: 1764</p> <p>Applicant: All Area 2 Northern Demersal Scalefish Managed Fishery licence holders.</p> <p>Period of Exemption: 27/11/2009 – 31/12/2009</p> <p>Provisions: Subclause 21(4) of the Northern Demersal Scalefish Fishery Management Plan 2000.</p> <p>Purpose: To enable Area 2 Northern Demersal Scalefish Managed Fishery Licence holders to develop and explore the lesser-fished waters of Area 2 of the fishery.</p>
<p>Exemption No: 1762</p> <p>Applicant: Ian John Rowland and Jesse Vivian Rowland</p> <p>Period of Exemption: 16/11/2009 – 30/09/2010</p> <p>Provisions: Regulations 36, 117(1), 117(4) and 117(6) of the <i>Fish Resources Management Regulations 1995</i>; Clause 4 and 7 of the West Coast Rock Lobster Management Plan 1993; Fish Traps Prohibition Notice 1994 (as amended); and Fish Traps Restriction Notice 1990.</p> <p>Purpose: To fish for rock lobster in the areas described as Zones A and B of the West Coast Rock Lobster Managed Fishery.</p>	<p>Exemption No: 1765</p> <p>Applicant: Mr Raymond Walker</p> <p>Period of Exemption: 13 November 2009 – 13 November 2012</p> <p>Provisions: The Specimen Shell Management Plan 1995 and subsidiary legislation to the extent required to lawfully conduct the activities under "purpose".</p> <p>Purpose: To allow Mr Raymond Walker to operate using a remote controlled underwater vehicle (ROV) to take specimen shells at 60 to 300 metres depth.</p>
<p>Exemption No: 1763</p> <p>Applicant: All Area 2 Northern Demersal Scalefish Managed Fishery licence holders.</p> <p>Period of Exemption: 27/11/2009 – 31/12/2009</p> <p>Provisions: Subclause 21(4) of the Northern Demersal Scalefish Fishery Management Plan 2000.</p> <p>Purpose: To enable Area 2 Northern Demersal Scalefish Managed Fishery Licence holders to develop and explore the lesser-fished waters of Area 2 of the fishery.</p>	<p>Exemption No: 1766</p> <p>Applicant: Challenger TAFE WA Maritime Training Centre</p> <p>Period of Exemption: 01/12/2009 – 31/12/2012</p> <p>Provisions: Fish Resources Management Act 1994 and subsidiary legislation.</p> <p>Purpose: For the purposes of:</p> <p>Educational programs for training Challenger TAFE students in commercial fishing practices;</p> <p>Assisting with research through the provision of biological samples to the Department of Fisheries Research Division; and</p> <p>Educational programs for training Challenger TAFE students in marine science through the collection of deceased fish to be used for dissection.</p>

Exemption No: 1767
 Applicant: Geraldton Fishermen’s Cooperative Ltd
 Period of Exemption: 14/12/2009 – 01/07/2010
 Provisions: Section 82 of the *Fish Resources Management Act 1994*.
 Purpose: To allow the processing of rock lobster at 7B Point Leander Drive, Port Denison Harbour, Dongara, whilst arranging for an application to transfer of Fish Processing Licence No. 1039 be lodged, considered and granted.

Exemption No: 1768
 Applicant: Astris Pty Ltd
 Period of Exemption: 15/12/2009 – 15/02/2010 (revoked by Minister – previous date 14/03/2010)
 Provisions: *Fish Resources Management Act 1994*, *Fish Resources Management Regulations 1995* and *West Coast Rock Lobster Management Plan 1993*.
 Purpose: Operating from the fishing boat *Windjana* (Licensed Fishing Boat G404) with up to 52 pots in excess of the entitlement conferred by West Coast Rock Lobster Managed Fishery Licence 1670 on which Licensed Fishing Boat G404 is the authorised boat in the area described as Zone B of the West Coast Rock Lobster Managed Fishery.

Exemption No: 1769
 Applicant: All persons who are authorised under an Interim Managed Fishery Licence to fish in the West Coast Deep Sea Crustacean Fishery.
 Period of Exemption: 19/01/2010 – 31/12/2012
 Provisions: Clause 10 of the West Coast Deep Sea Crustacean Fishery (Interim) Management Plan 2007.
 Purpose: To commercially fish for deep sea crabs in the West Coast Deep Sea Crustacean Fishery using a trap more suited to the boat that is using them and that is more stable on the seabed, and to assist with research into experimental traps for the fishery.

Exemption No: 1770
 Applicant: All persons who are authorised to fish under the Commercial Fishing Licence (CFL) Numbers described in Schedule 1
 Period of Exemption: 10/12/2008 – 31/12/2012
 Provisions: Provisions of Order No 15 of 2008
 Purpose: The taking of land hermit crabs, *Coenobita variabilis* by hand north of 22° 30’S (Exmouth Gulf).

Exemption No: 1771
 Applicant: John Howard Choat, Anthony Michael Ayling and Averil Louise Ayling
 Period of Exemption: 17/03/2010 – 27/03/2010
 Provisions: Section 51 of the *Fish Resources Management Act 1994* and regulations thereunder which would otherwise prevent the holder from lawfully undertaking the research activities.
 Purpose: To assist the Fisheries Research Division, Department of Fisheries, to collect information on species composition, abundance and biology of tropical fish species on Christmas and Cocos Islands.

Exemption No: 1772
 Applicant: James Cook University – Jean-Paul Hobbs
 Period of Exemption: 16/02/2010 – 31/03/2010
 Provisions: Section 51 of the *Fish Resources Management Act 1994* and regulations thereunder which would otherwise prevent that person from lawfully undertaking the research activities.
 Purpose: To assist the Fisheries Research Division, Department of Fisheries, to collect information for stock structure of damselfish in Christmas Island and Cocos Islands.

Exemption No: 1773
Applicant: Dolphin Discovery Centre
Period of Exemption: 2/02/2009 – 29/01/2015
Provisions: The *Fish Resources Management Act 1994*, the *Fish Resources Management Regulations 1995* and subsidiary legislation to the extent required to conduct the activities under “purpose”.
Purpose: To allow the exemption holder to collect fish, invertebrates and substrate for the promotion of tourism or recreational activities and educational and community awareness programmes.

Exemption No: 1774
Applicant: Marine Aquarium Fish Managed Fishery Licence Holders
Period of Exemption: 04/02/2010 – 31/03/2010
Provisions: Schedule 1 from the provisions of Notice 366, Schedule 2, Part 2 Division 5 of the *Fish Resources Management Regulations 1995*, Clauses 9(3) and 12(2) of the Marine Aquarium Fish Management Plan 1995 and from the provisions of Order No. 3 of 1999.
Purpose: For the purpose of developing and enhancing the Marine Aquarium Fish Fishery.

Exemption No: 1775
Applicant: All persons on board the vessel ‘Nev Thomas’ Registration DG777
Period of Exemption: 08/03/2010 – 30/06/2013
Provisions: Regulation 124B of the *Fish Resources Management Regulations 1995*.
Purpose: To enable persons on board the Fishers with Disabilities Association’s vessel ‘Nev Thomas’ Registration Number DG777 to fish without the requirement to hold a Recreational Fishing Boat Licence.

Exemption No: 1776
Applicant: Carlos Salvador
Period of Exemption: 23/04/2010 – 26/04/2010
Provisions: All of those provisions of the *Fish Resources Management Act 1994* and regulations thereunder which would otherwise prevent those persons from lawfully undertaking the research activities.
Purpose: Assist University of Western Australia staff in deploying and retrieving baited video cameras off Two Rocks as part of the Western Australian Marine Scientific Institution Node 4.2.2a indicator regions for ecosystem-based management.

Exemption No: 1777
Applicant: Robert McIntosh
Period of Exemption: 22/04/2010 – 30/04/2013
Provisions: Clause 4 of the Fish Traps Prohibition Notice 1994 (Notice No. 677).
Purpose: To take brown mud crab (*Scylla olivacea*) and green mud crab (*Scylla serrata*) by means of crab traps.

Exemption No: 1778
Applicant: Warren Arms
Period of Exemption: 22/04/2010 – 30/04/2013
Provisions: Clause 4 of the Fish Traps Prohibition Notice 1994 (Notice No. 677).
Purpose: To take brown mud crab (*Scylla olivacea*) and green mud crab (*Scylla serrata*) by means of crab traps.

Exemption No: 1779
Applicant: Alan Frasier
Period of Exemption: 22/04/2010 – 30/04/2013
Provisions: Clause 4 of the Fish Traps Prohibition Notice 1994 (Notice No. 677).
Purpose: To take brown mud crab (*Scylla olivacea*) and green mud crab (*Scylla serrata*) by means of crab traps.

<p>Exemption No: 1780 Applicant: Coral World Australia Period of Exemption: 24/04/2010 – 30/04/2011 Provisions: Provisions of Order 11 of 2007, the <i>Fish Resources Management Act 1994</i> and the <i>Fish Resources Management Regulations 1995</i> and any subsidiary legislation. Purpose: Collect coral from waters between 33° 40' south latitude (Dunsborough) and 30° 00' south latitude (Green Head) of the weight and scientific classification/s as listed in Annex 1 by hand or with the use of manually-operated and powered fishing gear or tools.</p>	<p>Exemption No: 1782 Applicant: Bealwood Pty Ltd Period of Exemption: 25/02/2010 – 31/12/2011 Provisions: Sections 50 and 51 of the <i>Fish Resources Management Act 1994</i> and Regulations 117 and 121 of the <i>Fish Resources Management Regulations 1995</i> to the extent that they would otherwise prevent the applicant from conducting the activities. Purpose: To collect those species listed in Schedule 4 for aquaculture broodstock purposes only.</p>
<p>Exemption No: 1781 – revoked Applicant: Fremantle Octopus Pty Ltd Period of Exemption: 19/03/2010 – 31/05/2015 Provisions: Schedule 1 from only Clause 2 of the Fish Trap Restrictions Notice 1990 (Notice No. 462) and from only Clause 4 of the Fish Traps Prohibition Notice 1994 (Notice No. 677). Purpose: Commercially fishing for octopus: a) Using only the fishing boats listed in Schedule 6; b) Using the number of octopus traps of only the type described in Schedule 7 on each boat as named and listed in Schedule 6; and In Western Australian waters below the high water mark and to the 300m isobath between 31° south latitude and 33° south latitude, but excluding all waters within the Shoalwater Island Marine Park.</p>	<p>Exemption No: 1783 Applicant: Bouverie Nominees Pty Ltd Period of Exemption: 08/06/2009 – 08/06/2011 Provisions: Section 90 and 82(2)(c) of the <i>Fish Resources Management Act 1994</i>, the <i>Fish Resources Management Regulations 1995</i> and any other provision in the legislation to the extent that it would otherwise prevent the applicant conducting the activities. Purpose: To sell yabbies (<i>Cherax albidus</i>) harvested from fish and marron aquaculture ponds and water storage dams at 518 Harvey Rd, Denbarker WA.</p>
<p>Exemption No: 1784 Applicant: Westyle Oysters Pty Ltd Period of Exemption: 31/08/2009 – 31/07/2011 Provisions: Sections 90 and 91 of the <i>Fish Resources Management Act 1994</i>, the <i>Fish Resources Management Regulations 1995</i> and any other provision in the legislation that would otherwise prevent the company from conducting the activities. Purpose: The undertaking of aquaculture operations in waters outside the confines of the authorised site as specified in Aquaculture Licence No. 1559.</p>	

Exemption No: 1786
 Applicant: Occoculture Pty Ltd
 Period of Exemption: 01/05/2009 – 31/04/2013
 Provisions: Sections 90 and 91 of the *Fish Resources Management Act 1994* and the *Fish Resources Management Regulations 1995*.
 Purpose: To engage in the aquaculture of *Octopus tetricus*.

Exemption No: 1787
 Applicant: Central West TAFE
 Period of Exemption: 25/01/2010 – 31/01/2012
 Provisions: Sections 90 and 91 of the *Fish Resources Management Act 1994*.
 Purpose: To engage in aquaculture of mulloway (*Argyrosomus hololeptidotus*) and yellowtail kingfish (*Seriola lalandi*).

Exemption No: 1788
 Applicant: Fremantle Octopus Pty Ltd
 Period of Exemption: 27/04/2010 – 31/05/2015
 Provisions: Schedule 1 from only Clause 2 of the Fish Trap Restrictions Notice 1990 (Notice No. 462) and from only Clause 4 of the Fish Traps Prohibition Notice 1994 (Notice No. 677).
 Purpose: Explore and/or develop the octopus fishery and the fishing technology for octopus under the provisions of Section 7(3) (c) of the *Fish Resources Management Act 1994*.

Exemption No: 1789
 Applicant: John Choat, Kendall Clements, Steen Knudsen, David Carlon and Sonja Schwartz
 Period of Exemption: 15/05/2010 – 01/06/2010
 Provisions: Schedule 1 from Sections 50 and 51 of the *Fish Resources Management Act 1994*.
 Purpose: To assist the Fisheries Research Division, Department of Fisheries, to collect information on species composition, abundance and biology of tropical fish species in Western Australia.

Exemption No: 1790
 Applicant: Cammfish Pty Ltd
 Period of Exemption: 19/08/2010 - 31/12/2010
 Provisions: *Fish Resources Management Act 1994*, *Fish Resources Management Regulations 1995* and the Cockburn Sound (Line and Pot) Management Plan 1995.

Purpose: The purpose of using a boat which is licenced in the Cockburn Sound (Line and Pot) Managed Fishery but which is greater, in measured length, than provided for in the Cockburn Sound (Line and Pot) Management Plan 1995.

Exemption No: 1801
 Applicant: All persons on board a boat that is specified on a fishing tour operator's licence
 Period of Exemption: 02/03/2010 – 30/06/2011
 Provisions: *Regulation 124B of the Fish Resources Management Regulations 1995*
 Purpose: exempt all persons on board a boat that is specified on a fishing tour operator's licence or a restricted fishing tour operator's licence granted under Regulation 128J of the *Fish Resources Management Regulations 1995* from the requirement to hold a recreational (boat) fishing licence